



A photograph of four young girls playing on a green metal playground structure. The girls are smiling and looking at each other. The girl on the left has long blonde hair with a purple bow and is wearing a pink shirt. The girl on the right has blonde hair in pigtails with pink bows and is wearing a white floral shirt. Two other girls are in the background, also smiling. The structure has green metal railings and perforated metal panels. The background shows a clear blue sky.

**Where
Imaginations
Soar**

and
**Memories
Grow**



Enter a World of Wonder

Experience the magic of play with Little Tikes Commercial! As masters of theme, we transform play spaces into an escape from the everyday; journey to far away planets with friends, discover new species as you navigate the rainforest, or even explore a fairytale landscape. Whatever you choose, our designs bond your entire community through shared wonder. We strive to ensure that the next generation of imaginations develop the skills they'll need as they embark on their next adventure.

Best of all, our products are built to last, so no one has to worry about outgrowing the playground. Go for a spin Mom and Dad—we won't tell.



Contents



11

Featured Products

Gallery

22



40

Play Structures

100 Early Childhood

114 Components

162 Independent Events

186 Site Amenities

192 Warranty

194 Quality

196 Index

198 Colors



Partners in Play

Little Tikes Commercial is proud to partner with some of the most prestigious non-profit organizations dedicated to sharing the magic of play. Together, we've impacted communities across the globe by developing inclusive play environments, donating playgrounds, and funding childhood cancer research.



Creating Community

Unlimited Play and Little Tikes Commercial provide universally accessible playgrounds for all children and families, rallying communities around a higher set of values and connecting individuals on all levels towards a common cause. The resulting inclusive play environments serve as a point of pride for communities in the years to follow.

Since 2016, we've not only built inclusive playgrounds, but have designed products to ensure everyone is able to take part in the fun. We believe in forgetting limitations and celebrating our differences, making it possible for families and friends of all abilities to experience the magic of playing together.

To learn more about our partnership, visit www.LittleTikesCommercial.com/Unlimited-Play





Sharing Play

Our mission as Little Tikes Commercial is to ensure every child experiences the magic of play—especially the physical and mental benefits that come with it. In this spirit, we’ve partnered with Kids Around the World; a non-profit organization that has built playgrounds in underprivileged communities in over 70 countries.

Kids Around the World refurbishes used playground equipment and brings it to communities in need. Oftentimes, it will be the first playground that these children experience.

Transforming Communities & Kids

Little Tikes Commercial is proud to partner with Kids Around the World, inspiring a sense of community, wonder, and hope in children everywhere from Ecuador to Uganda. To support their mission, Little Tikes Commercial donates 5% of the list price from qualifying sales to Kids Around the World.

Learn more about our partnership at LittleTikesCommercial.com/KATW



Little Tikes Commercial Representatives (left to right): Jennifer Birge, Ronnie Bottoms, and Amy Riddle of Bluegrass Recreation, and Christina Swift of Hahn Enterprises



Little Tikes Commercial Leaders: Left: Greg Sippel, Regional Sales Director Right: Brett Kidd, Vice President of Global Sales



Little Tikes Commercial Representatives, left to right: Kristine Frost, Matt Brady, Glen Wurster, Christina Swift, Dave Howard, Kim Hackney, Tiffany Polzin, Julie Ketcherside, Brett Kidd, Greg Sippel, Kalin Bottoms, Jennifer Birge, Ronnie Bottoms, Chase Riddle, Amy Riddle

Alex's Lemonade Stand

Partners in Play

Inspiring Change

Alex's Lemonade Stand Foundation (ALSF) was founded in 2005 by the parents of Alexandra "Alex" Scott, who used her lemonade stand to raise over \$1 million towards finding a cure for cancer. After partnering together in 2015, Little Tikes Commercial created Alex's Lemonade Stand play panel, which allows kids of all abilities to continue Alex's legacy in their community. With every panel sold, Little Tikes Commercial donates \$100 to the ALSF's mission of raising awareness, funding impactful research, and supporting families affected by childhood cancer.

Visit page 136 for more details about Alex's Lemonade Stand Play Panel.



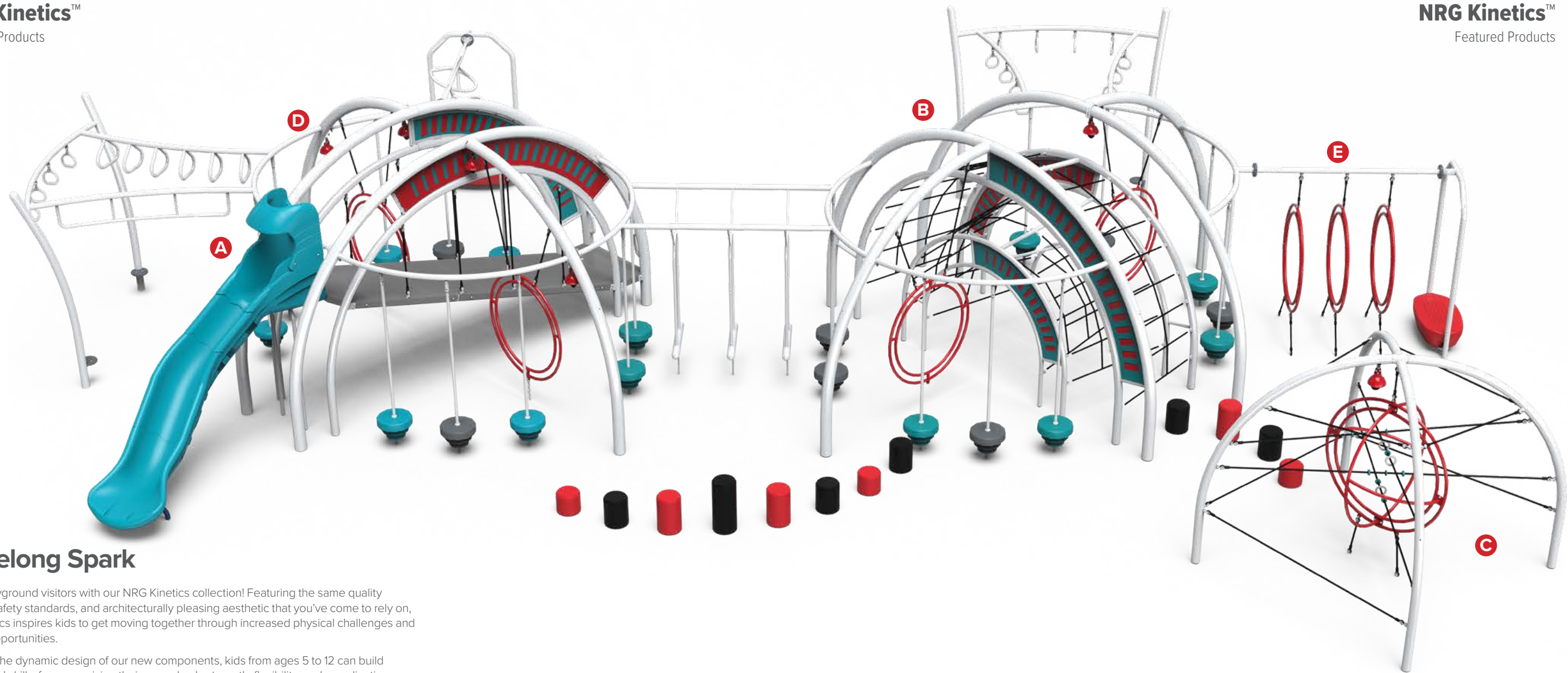
To learn more about Alex's Lemonade Stand Foundation mission, visit LittleTikesCommercial.com/ALSF



Featured Products

- 12 NRG Kinetics™
- 14 Tot Builders™
- 18 Custom
- 20 Unlimited Play Sensory Barriers
- 21 Custom Graphics
- 21 PlaySoleil™





A Lifelong Spark

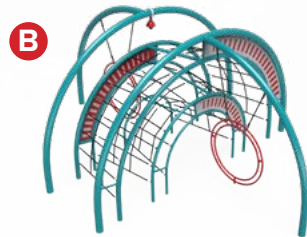
Inspire playground visitors with our NRG Kinetics collection! Featuring the same quality strength, safety standards, and architecturally pleasing aesthetic that you've come to rely on, NRG Kinetics inspires kids to get moving together through increased physical challenges and sensory opportunities.

Thanks to the dynamic design of our new components, kids from ages 5 to 12 can build upon crucial skills, from exercising their upper body strength, flexibility, and coordination to developing their communication and critical thinking. With NRG Kinetics, playgrounds are transformed into havens for creative discovery and collaboration, renewing interest in dynamic play and building the foundation for healthy, active lifestyles.



Slide and Climb Hub

This challenging combo offers a new take on a playground staple. The inclined ramp leads to the slide and a bell. Kids will be able to strengthen their proprioception while building their sensory skills as they explore this modern structure together.



Net Challenge Hub

Explore new depths of fun and fitness with Net Challenge Hub! Three levels of climbing nets overlap for varied height and difficulty. Kids can experience a full body workout and improve their skills across a giant egg, the sun—whatever they imagine the hub to be!



Laser Challenge Hub

Featuring slidable beads, a bell, and crisscrossing ropes, kids can climb all over this structure for a sensory and physical workout! Metal rings in the center form an open sphere to shake-up the climbing style and design to create a universe of possibilities.



Bell Challenge

Ring the bell in celebration as kids complete a fitness challenge or to simply enjoy its chimes. Its domed top and flat, circular clapper make it a modern sensory element perfect for any playground.



Ring Challenge

This coupling of rings offers a versatile climbing experience. Whether lined up in a row or used as a standalone experience, kids will continue to find new ways to interact with the structure, building their physical and social skills in the process.



Web Wall

Web Wall features circular stepping disks that spiral around a heavy-duty pole. Kids will love using this updated structure to reach new heights. Maybe it's leading them to a spaceship or a new planet! Wherever they're headed, kids will be able to develop their balance and strength along the way.



Together We Build

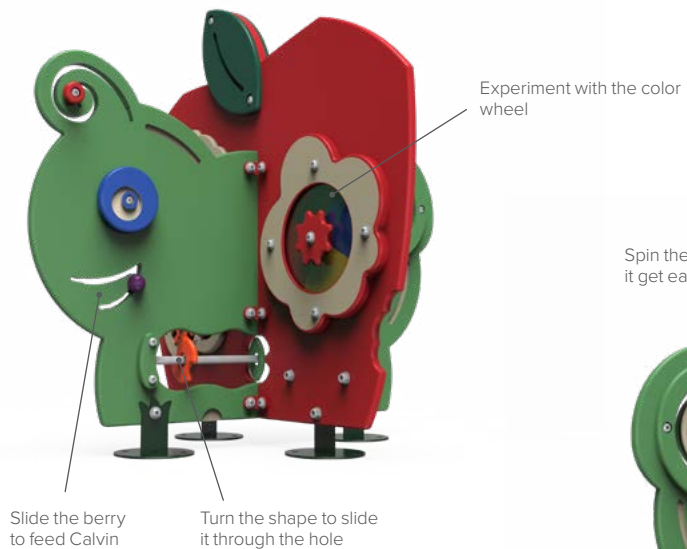
Our Tot Builders collection redefines what playhouses can be. Built with toddlers as well as adults in mind, these play structures feature clear sightlines and a multitude of interactive components to ensure everyone can get in on the fun. Our team consulted with experts in child development and inclusion to design sensory-rich environments that set the foundation of crucial life skills for children aged 6 months to 5 years old.

Expanding upon our original line, our six new additions take imaginations everywhere from a countryside barnyard to a bustling marketplace. These updated structures extend the opportunity for social play that develops collaboration and communication skills, causes critical thinking, instills confidence, and ignites creativity.



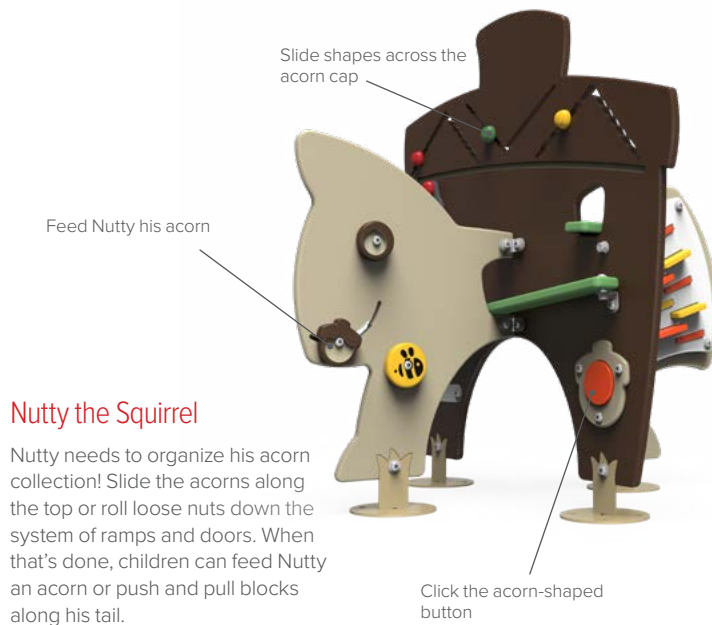
Friendly Fence

Hello there, neighbor! Friendly Fence has peek-a-boo holes and a flex tread crawl through for children to meet the whole community as they pet the cat's tail, feed the mouse some cheese, and leap with the frog.



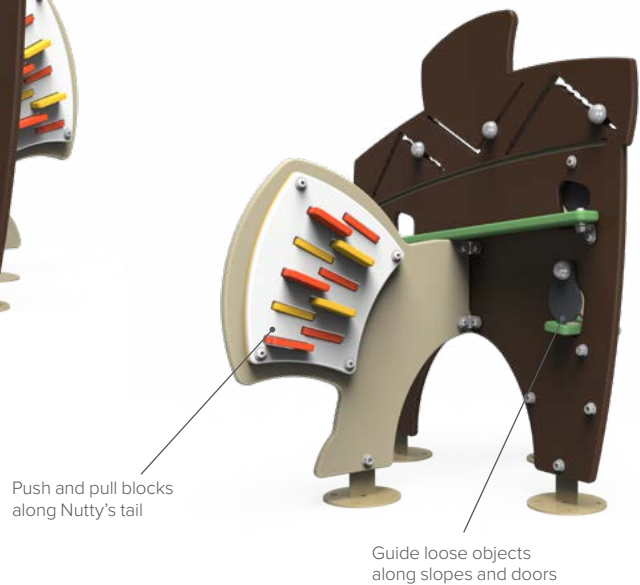
Calvin's Apple

Calvin needs help eating his lunch! Toddlers can fit shapes through the apple core, spin the Gearipillar, or slide Ms. Worm along the munch marks. Be sure to check in the mirror for crumbs!



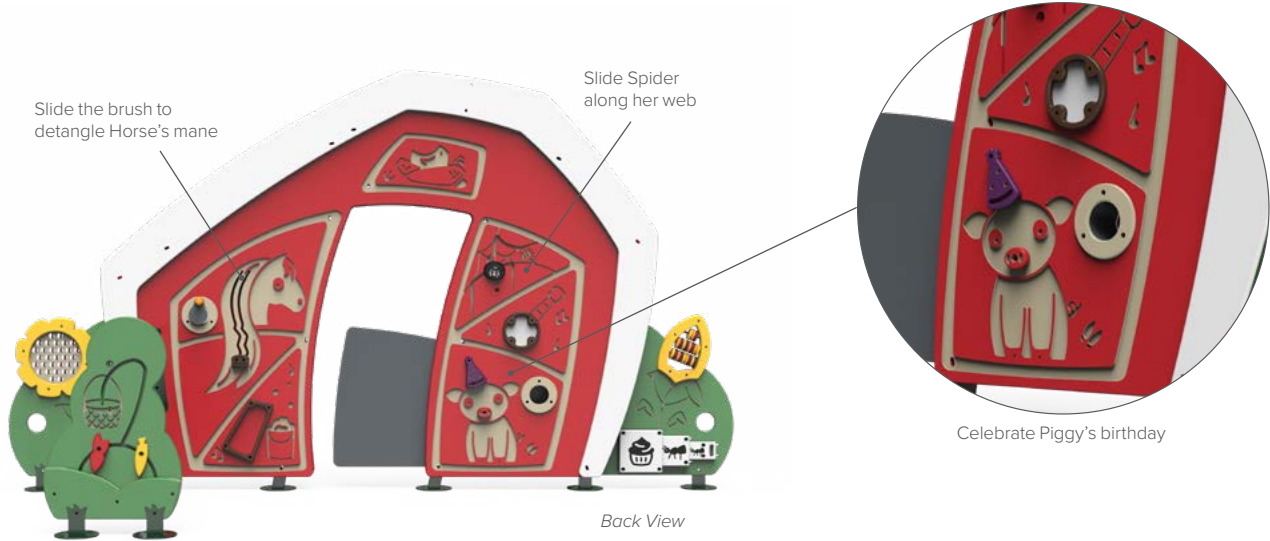

Nutty the Squirrel

Nutty needs to organize his acorn collection! Slide the acorns along the top or roll loose nuts down the system of ramps and doors. When that's done, children can feed Nutty an acorn or push and pull blocks along his tail.



Barnyard

Toddlers can ring the cow's bell, make faces with the scarecrow, count corn kernels, and more when they visit the Barnyard. Just remember—no foxes allowed!



Market Stand

Young vendors can sell fresh fruits and vegetables anywhere in the world with a spin of Market Stand's wheels. Make sure to check the clock and spin the sign to let customers know the stand is open for business.

Perch Perfect

Take a seat on Perch Perfect for a vibrant sensory experience. Shake along with the rattling flower, leaf, and egg, or give their texture a feel. For any upset child, Perch Perfect can also be used as a spot to calm down.



Custom Creations

Design the Playground of Your Dreams

Where some see just another set of climbers and swings, Little Tikes Commercial's Custom Design Studio sees an opportunity to create a play narrative that delights young minds and enriches the community. We want to walk with you through the landscape of your imagination—with every step, we'll provide options and guide you through the process of making it a reality. A life-size fossil? Corn stalks that touch the sky? How about a towering rocket, or a ship that people of all abilities can board? Let your mind wander; we'll be there with you to discover the wonder that awaits.

Start designing your play space by visiting
[LittleTikesCommercial.com/Custom](https://www.littletikescommercial.com/Custom)



Unlimited Play Sensory Barriers

Featured Products

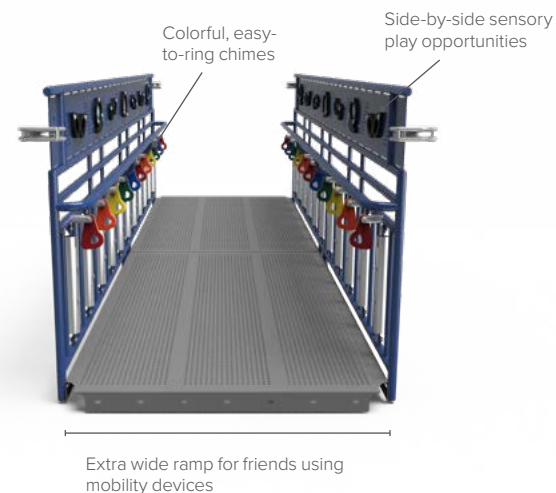


A Playful Sight, A Joyful Sound

And a Touch of Imagination

Together with our partner Unlimited Play, we've created Sensory Safety Rails to enrich play through visual and tactile engagement. Thanks to the variety of height in activities and an extra wide ramp, individuals of any age or ability can experience sensory fun side by side. Sensory Barriers are available in 6', 8', and 12' sections.

To learn more about our partnership with Unlimited Play, visit LittleTikesCommercial.com/Unlimited-Play



Visual Sensory Safety Rail

Blast off into space or dive deep in the ocean by looking through the helmets on this sensory safety rail. Chimes and transparent shapes are also featured for further exploration.



Tactile Sensory Safety Rail

Ring the chimes, spin the rollers, or touch the marbles for an experience that encourages new ideas for play and strengthens a child's trust in their senses.

Visual and Tactile Sensory Safety Rail

Run fingers across marbles, spin rollers, or clink chimes on one side of this sensory safety rail. On the other, take in eye-catching graphics and explore colorful shapes.



Custom Graphics and PlaySoleil™

Featured Products



Realizing Your Vision

Custom Graphics

Adding custom graphics to your play space can enhance upon your chosen theme, inspiring new ideas and building unique opportunities for your community.

Go to LittleTikesCommercial.com/Custom to see all of our capabilities.

PlaySoleil



Bring On the Light

Discourage unwanted after-hours activity with PlaySoleil™, the cost-effective, solar-powered light designed to fit easily onto the posts of new or existing playgrounds. Best of all, it casts light downwards to eliminate potential light pollution.

To learn more, visit LittleTikesCommercial.com/PlaySoleil

Angie's Playground at Manion Park
Florissant, Missouri



A Father's Dream
Come True

In March of 2022, Florissant, Missouri welcomed the first inclusive playground in St. Louis County: Angie's Playground.

The dream started with a conversation between Angie's father, Gary Behlmann, and Natalie, the executive director of Unlimited Play. Soon after Unlimited Play completed their first initiative, Zachary's Playground, Behlmann approached Natalie and asked if she'd be willing to take on one more project.

continued on page 25



"Gary and I worked for a long time behind the scenes," said Natalie. For her, Angie's Playground represents more than just Angie's spirit. "I think of a father fighting for something that his child deserved."

Behlmann founded Accessible Play Inc. to build a playground that people of all ages and abilities in Florissant could enjoy. His own daughter Angie passed away at the age of 7 never having had the opportunity to play due to inaccessible equipment and overall layout. Behlmann later lost his own life to pancreatic cancer, but his family, Unlimited Play, and the community remained steadfast in seeing his mission through.

"We had already done the infrastructure...The only thing that was missing for the park, and for our community, was the playground," explained Mayor Tim Lowery, who prioritized the construction of Angie's Playground after taking office.

Embodying the community's support, the playground took on a floral theme inspired by Florissant's status as the Valley of Flowers. Now, kids who previously sat on the sidelines are able to explore a garden of possibilities. They can enjoy the gentle bumps of Roller Slide, play their favorite tune on Chimes, ride the spinner with friends, and more.

However, the opportunity for everyone to play is not the only new seed planted by the playground.

"It's [kids] learning that [their peers with disabilities] can do so much more if the environment is created for them," explained Natalie. "Angie's Playground will teach so many people about inclusion."



PAGE 182

Misty Wood Park
Roseville, California



PAGE 120



PAGE 123

A Wooded Wonder

Nestled among 200-year-old oak trees, the new playground at Augsburg Park offers a shady escape for everyone to explore in Richfield, Minnesota.

The playground features soaring towers, swirling slides, and creative climbers as well as a variety of ground-level events. 14,000 square feet of rubber surfacing and accessible ramps allow for people assisted by mobility devices to play alongside their friends—even in the 6-foot-high structures.

“The biggest benefit is kids with special needs can play with their friends, siblings, parents, and grandparents,” said Mike Dorsey from Northland Recreation, “whereas at a typical playground, most children with special needs had to watch from a distance and couldn’t engage.”

Since opening in 2021, the playground has become a cornerstone in the neighborhood, especially with its highly visible location beside the community center and high school. Thanks to its construction and thoughtful design, the playground brings everyone in Augsburg together.

“It has become a destination playground that all members of the community come to play and socialize in a safe and friendly environment,” said Dorsey. “The city has a playground that will give years of community play to all kids.”



Augsburg Park
Richfield, Minnesota





The Heart of Play

Kids of all ages and abilities are welcome at Centennial Park's new playground! Located in Lemont, Illinois, the park district and Lemont Junior Woman's Club collaborated to bring this new landscape of possibilities to their community.

"This is the central hub of the community, so it's a very utilized space," said Jason Khuen, Director of Maintenance and Planning for Lemont Park District. "It's unbelievable how many kids are at this park after three o'clock every day."

The playground ensures that there is something for everyone to enjoy with sensory events such as Roller Slide, an animal-themed sound panel, and more. ADA-compliant surfacing and ramps also make it possible for visitors using mobility devices to explore alongside their family and friends.

The inclusive nature of the playground's design does not stop at ability, either. With a clubhouse-feel cultivated across the ground-level, everyone who visits the playground is encouraged to play—even if they're only a kid at heart.

"This playground can be used from age of 2 to adulthood with our swings that are actually made for adults and children to use together," said Khuen.

The playground also features the Quiet Grove, which gives children in need of a break from playing the opportunity to do so, rather than leave the playground for the day.

"This was the first project where I had seen the Quiet Grove being used," said Paul Gozder from Parkreation. "I was quite impressed by its value and function when used in a highly active park."

Since opening in October 2021, the playground has served as a core feature for the community, strengthening the bonds between neighbors of all ages and abilities.



Blandair Regional Park
Columbia, Maryland



Play Made Personal

Blandair Regional Park’s playground features a variety of custom products that bring families together from all over Maryland.

Climbable animal friends greet children ages 2-5 in the farm area, where they can explore the barn and scale hay bales while developing their cognitive skills. Dinosaurs roam another section, with life-size fossils for every kid to discover across a ramped layout with custom panels and Rock n’ Ship. For kids looking for fun that’s out-of-this world, the space area houses a custom SkyBuilders® structure along with a control panel and rocket ship roofs. An “action” area is also featured for older kids with swings, a Matrix Web, spinners, and other fitness-focused equipment, while an outdoor music space allows for additional sensory play.

“This project was a playground designer’s dream,” said John Amici, President of Commercial Recreation Products. “This playground is always packed with families, and the County’s main objective was to have an incredible play area for all.”

Custom creations are located throughout the playground with themed shades at every corner and a boardwalk families can stroll through together. Colorful surfacing also ensures visitors with and without mobility devices can navigate to each play event, while giving the location a bright aesthetic.

The playground adds a touch of wonder to the community, inspiring each and every imagination that visits.



PAGE 138



PAGE 171



PAGE 148



PAGE 172



PAGE 168



Gateway on Mt. Zion Church
Golden, Colorado



PAGE 136



PAGE 143



PAGE 126



PAGE 143



PAGE 120



PAGE 143



PAGE 140



A Beacon of Community

Gateway on Mt. Zion Church introduced a unique play element to their community, and the world, with one of the very first three-story PlayStax® structures.

PlayStax offers exploration, mystery, and climbing opportunities—all within a small footprint. Kids across a wide range of ages can explore its colorful, dynamic design, taking both active and passive parts in the adventure that awaits. For Gateway on Mt. Zion, it serves as the perfect addition to their landscape.

“They’re a very tight-knit community,” said Cathy Weissburg from Recreation Plus. “Mt. Zion is a key part of the community and it’s a gathering place for a lot of families.”

The installation took place over the span of several weeks, with many families lending a hand in the process. Now, the playground stands as a focal point for the community and a reminder of the friendships that continue to grow with each generation.





Play Structures

44	NU-Edge®	82	NRG Kinetics®
56	Inclusive	86	NRG Freestyle
66	PlayStax®	88	SkyBuilders®
70	Kid Builders®	92	Play Builders®
76	Kid Builders® Themed	98	MaxPlay®
80	Gelefish®		

Voyageur Park
De Pere, Wisconsin

structures at a glance

NU-Edge®

Ages: 2-5, 5-12 (18 mos-5, 5-12 CSA)
The NU-Edge play system is designed around the striking dichotomies of natural/urban materials and modern/rustic design.



PlayStax®

Ages: 5-12 (5-12 CSA)
Modular and stackable, with a cool, kid-built aesthetic! Compatible with NU-Edge and Kid Builders.



Gelefish®

Ages: 5-12 (5-12 CSA)
Dive into a world of imagination. Compatible with Kid Builders activities, Gelefish adds a lofty, modern look and plenty of shade.



Kid Builders®

Ages: 2-5, 5-12 (18 mos-5, 5-12 CSA)
Our best-selling play structures, Kid Builders feature a 5" post and steel clamp system and massive array of play activities (over 500)!



SkyBuilders®

Ages: 5-12 (5-12 CSA)
Conquer new heights and add some thrill with our 5" post and tower play system, compatible with Kid Builders® components.



NRG Kinetics™ & NRG Freestyle

Ages: 5-12 (5-12 CSA)
Build your own ground-level fitness challenge course and make physical activity fun with our deckless play systems.



Play Builders®

Ages: 2-5, 5-12 (18 mos-5, 5-12 CSA)
Don't let the 3.5" post fool you—this Direct Connect play system is just as durable and fun, with budget-friendly options for all.



MaxPlay®

Ages: 2-5, 5-12 (18 mos-5, 5-12 CSA)
Pre-configured and ready-to-go—just choose your color palette! These structures are a play-rich solution for any space or budget.



NU-Edge®

Ages 2-5, 5-12 (18 mos-5, 5-12 CSA)

NU-Edge breaks down the barrier between natural and urban environments to create a truly unique play space. This collection elicits an excitement for the outdoors with realistic natural elements while inspiring innovation through modern structures.



List Elementary School
Frankenmuth, Michigan


Bringing Nature to the Playground

We've recreated the look and feel of nature using Naturtek™, a realistic imitation exclusive to Little Tikes Commercial. The patented composite resin can withstand natural exposure to heat, cold, water, and sun, and never needs touching up since color is infused throughout the material. Its lightweight yet durable composition and easy maintenance make it an ideal (and cost-effective!) playground solution.




Look for this symbol for our exclusive Naturtek™ products starting on page 116.





NU-Edge® NE23-73437
 Ages: 2-5, 18 mo-5 yr CSA Events: 7 Users: 32
 Use Zone: 32' 3" x 30' 2" (9.83m x 9.19m) Weight: 3474 lb (1576 kg)



NU-Edge® NE20-71856
 Ages: 5-12, 5-12 CSA Events: 18 Users: 76
 Use Zone: 61' 5" x 46' 4" (18.72m x 14.12m) Weight: 9900 lb (4490 kg)



Ascend Church
 Olathe, Kansas



NU-Edge® NE23-73436
 Ages: 5-12, 5-12 CSA Events: 12 Users: 68
 Use Zone: 45' 0" x 45' 9" (13.72m x 13.94m) Weight: 9275 lb (4206 kg)



NU-Edge® NE20-71862
 Ages: 5-12, 5-12 CSA Events: 19 Users: 78
 Use Zone: 47' 8" x 43' 3" (14.53m x 13.18m) Weight: 5155 lb (2338 kg)



NU-Edge® NE20-71861
 Ages: 5-12, 5-12 CSA Events: 16 Users: 68
 Use Zone: 63' 6" x 32' 5" (19.35m x 9.88m) Weight: 7313 lb (3317 kg)



NU-Edge NE22-73168
 Ages: 5-12, 5-12 CSA Events: 13 Users: 55
 Use Zone: 46' 1" x 35' 10" (14.05m x 10.92m) Weight: 7293 lb (3307 kg)



NU-Edge® NE20-71851
 Ages: 5-12, 5-12 CSA Events: 24 Users: 102
 Use Zone: 68' 8" x 40' 4" (20.93m x 12.29m) Weight: 14690 lb (6662 kg)



NU-Edge® NE20-71853
 Ages: 5-12, 5-12 CSA Events: 22 Users: 76
 Use Zone: 57' 7" x 45' 8" (17.55m x 13.92m) Weight: 5568 lb (2525 kg)




NU-Edge® NE23-73439
 Ages: 5-12, 5-12 CSA Events: 18 Users: 90
 Use Zone: 55' 7" x 34' 6" (16.94m x 10.52m) Weight: 12001 lb (5443 kg)




NU-Edge® NE23-73435
 Ages: 5-12, 5-12 CSA Events: 18 Users: 64
 Use Zone: 51' 11" x 37' 10" (15.82m x 11.53m) Weight: 8272 lb (3751 kg)




NU-Edge® NE21-72645
 Ages: 5-12, 5-12 CSA Events: 13 Users: 52
 Use Zone: 41' 0" x 46' 9" (12.50m x 14.25m) Weight: 6481 lb (2939 kg)




NU-Edge NE22-73167
 Ages: 5-12, 5-12 CSA Events: 17 Users: 82
 Use Zone: 61' 5" x 47' 0" (18.72m x 14.32m) Weight: 11059 lb (5015 kg)

Buljan Park
 Roseville, California





Through our partnership with Unlimited Play, we open up new possibilities for kids of all ages and abilities with innovative, inclusive designs that exceed ADA requirements. The following such structures offer easy play solutions for your entire community, inspiring the next generation to learn and grow together. Discover more about planning and building an inclusive play space by contacting your local representative.

Stop by LittleTikesCommercial.com/Unlimited-Play for more information about our partnership.



Lucas & Friends Backyard Playground
Perryville, Missouri

To eliminate the guesswork you may face in your project, we offer two levels of certified inclusive playground designs: Platinum and Gold.



Platinum playgrounds are fully inclusive, from the type of surfacing to the accessibility of the highest point. These designs promote parallel play, so kids of all abilities can play side-by-side across three levels of climbing challenge. Sensory experiences are also featured via play panels and safety rails. Platinum playgrounds are perfect for those looking to achieve large inclusive dreams.



Gold playgrounds feature a structure with accessibility to the first or second deck, and transfer stations to the slides for visitors using mobility devices. These designs also encourage parallel play with three-levels of climbing challenge as well as sensory play panels and safety rails. Gold playgrounds are best suited for those working with a limited footprint or budget.



Platinum playgrounds also include at least one vestibular motion experience, shade, unitary surfacing, benches, and fencing.



Unlimited Play® UP23-73442
Ages: 5-12, 5-12 CSA Events: 44 Users: 225
Use Zone: 71' 4" x 98' 5" (21.74m x 30.00m) Weight: 26775 lb (12143 kg)



Unlimited Play® UP23-73447
Ages: 5-12, 5-12 CSA Events: 33 Users: 174
Use Zone: 72' 8" x 63' 2" (22.15m x 19.25m) Weight: 18843 lb (8546 kg)



Unlimited Play® UP23-73440
Ages: 5-12, 5-12 CSA Events: 41 Users: 200
Use Zone: 76' 0" x 74' 6" (23.16m x 22.71m) Weight: 24919 lb (11301 kg)



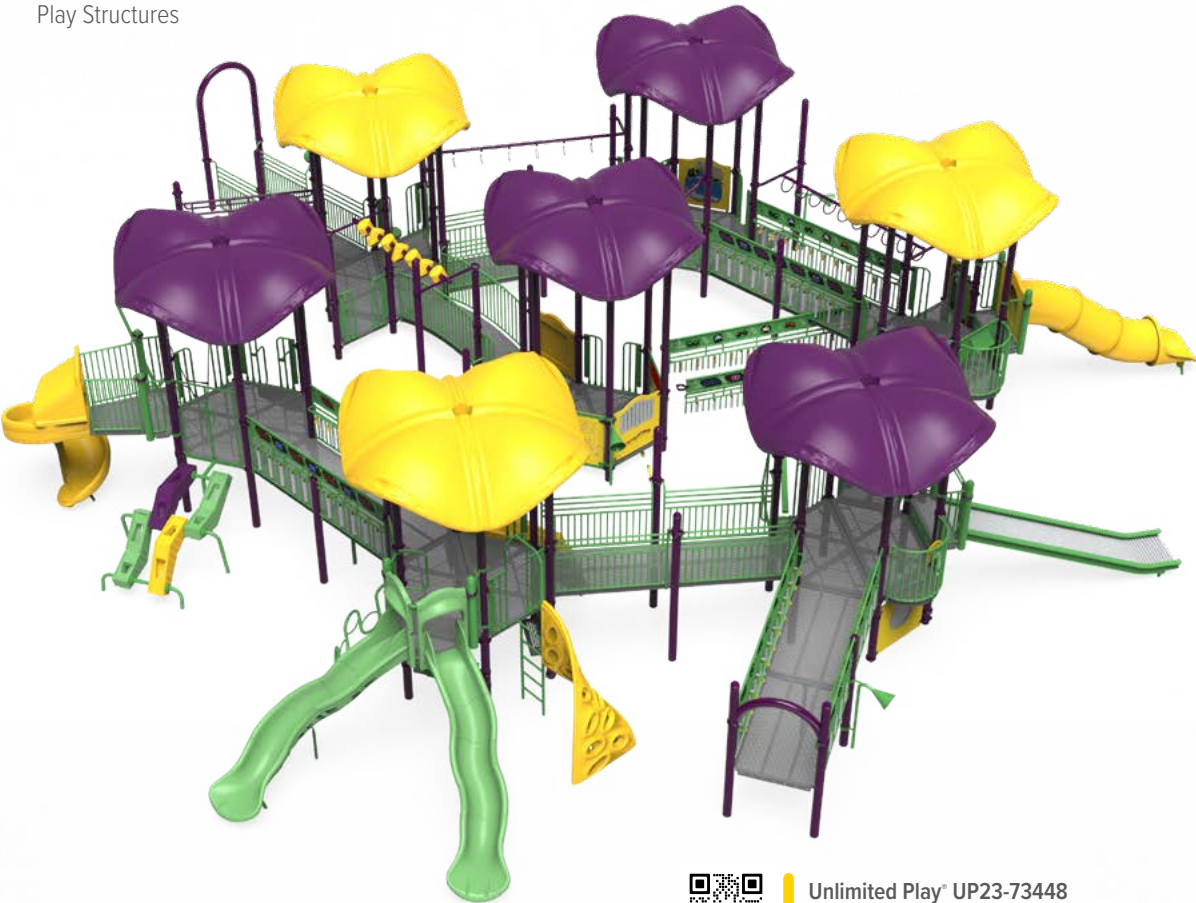
Unlimited Play® UP23-73443
Ages: 5-12, 5-12 CSA Events: 24 Users: 95
Use Zone: 57' 9" x 50' 7" (17.60m x 15.42m) Weight: 12397 lb (5622 kg)



Unlimited Play® UP23-73449
Ages: 5-12, 5-12 CSA Events: 27 Users: 94
Use Zone: 60' 3" x 55' 0" (18.36m x 16.76m) Weight: 12620 lb (5723 kg)



Unlimited Play® UP23-73446
Ages: 5-12, 5-12 CSA Events: 48 Users: 218
Use Zone: 96' 6" x 63' 6" (29.41m x 19.35m) Weight: 21856 lb (9912 kg)



Unlimited Play® UP23-73448
Ages: 5-12, 5-12 CSA Events: 46 Users: 221
Use Zone: 72' 3" x 78' 9" (22.02m x 24.00m) Weight: 26142 lb (11856 kg)



Unlimited Play® UP23-73441
Ages: 5-12, 5-12 CSA Events: 24 Users: 126
Use Zone: 44' 5" x 68' 2" (13.54m x 20.78m) Weight: 13673 lb (6201 kg)




Unlimited Play® UP23-73445
Ages: 5-12, 5-12 CSA Events: 31 Users: 189
Use Zone: 72' 1" x 67' 3" (21.97m x 20.50m) Weight: 18828 lb (8539 kg)




Unlimited Play® UP23-73451
Ages: 5-12, 5-12 CSA Events: 44 Users: 219
Use Zone: 72' 10" x 74' 6" (22.20m x 22.71m) Weight: 23325 lb (10578 kg)



 **Unlimited Play® UP23-73450**
Ages: 5-12, 5-12 CSA Events: 26 Users: 121
Use Zone: 54' 6" x 71' 1" (16.61m x 21.67m) Weight: 14023 lb (6360 kg)



 **Unlimited Play® UP23-73444**
Ages: 5-12, 5-12 CSA Events: 37 Users: 204
Use Zone: 79' 3" x 82' 6" (24.15m x 25.14m) Weight: 20376 lb (9241 kg)

As part of our partnership, our team creates products alongside Unlimited Play specifically for the goal of building inclusive play spaces. We aim to ensure that everyone, regardless of age or ability, can experience the wonder of the playground. Check out our Independent Events for more inclusive additions to your design on page 179.



PlayStax®

Ages 5-12 (5-12 CSA)

PlayStax® are modular play structures that blend a cool, kid-built fort aesthetic with elements of modern design. They're climbing, sliding, awe-inspiring playgrounds where "Kidz rule," friendships are made, and imaginations take flight. They deliver towering height, unpredictable play patterns, and a unique world of adventure.

Mt. Zion Church
Golden, Colorado





PlayStax® PS20-71844
Ages: 5-12, 5-12 CSA Events: 17 Users: 71
Use Zone: 51' 5" x 50' 0" (15.67m x 15.24m) Weight: 11768 lb (5337 kg)



PlayStax® PS22-73170
Ages: 5-12, 5-12 CSA Events: 14 Users: 67
Use Zone: 44' 5" x 41' 10" (13.54m x 12.75m) Weight: 7953 lb (3607 kg)



PlayStax® PS20-71839
Ages: 5-12, 5-12 CSA Events: 8 Users: 74
Use Zone: 40' 6" x 39' 10" (12.34m x 12.14m) Weight: 7602 lb (3448 kg)



PlayStax® PS23-73434
Ages: 5-12, 5-12 CSA Events: 25 Users: 124
Use Zone: 64' 6" x 61' 1" (19.66m x 18.62m) Weight: 17151 lb (7778 kg)

Kid Builders®


Ages 2-5, 5-12 (18 mos-5, 5-12 CSA)


Kid Builders® is our flagship line, and with good reason. With over 500 awesome climbing, sliding, crawling, and overhead components to choose from, our Kid Builders structures offer countless possibilities for imaginative exploration.


Kid Builders' standard features ensure excellence in every configuration. Our exclusive post-and-clamp system simplifies installation. And Kid Builders allows you to further customize your play space by choosing colors and roof, deck and compression-molded panel options.

Eliot Elementary
Boston, Massachusetts




 **Kid Builders® KB23-73453**
Ages: 5-12, 5-12 CSA Events: 20 Users: 98
Use Zone: 50' 3" x 54' 2" (15.32m x 16.51m) Weight: 11611 lb (5266 kg)




 **Kid Builders® KB23-73454**
Ages: 5-12, 5-12 CSA Events: 28 Users: 123
Use Zone: 51' 0" x 66' 8" (15.54m x 20.32m) Weight: 12841 lb (5824 kg)




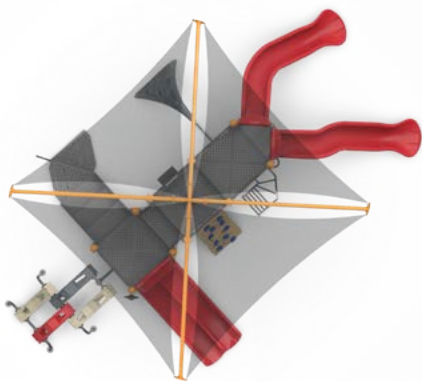
 **Kid Builders KB22-73166**
Ages: 2-5, 18 mo-5 yr CSA Events: 14 Users: 65
Use Zone: 51' 11" x 37' 9" (15.82m x 11.51m) Weight: 8863 lb (3963 kg)




 **Kid Builders® KB23-73452**
Ages: 5-12, 5-12 CSA Events: 12 Users: 63
Use Zone: 48' 2" x 66' 5" (14.68m x 20.24m) Weight: 9823 lb (4455 kg)




 **Kid Builders KB21-72646**
Ages: 5-12, 5-12 CSA Events: 16 Users: 67
Use Zone: 39' 1" x 47' 11" (11.91m x 14.60m) Weight: 8090 lb (3669 kg)




 **Kid Builders® KB23-73455**
Ages: 5-12, 5-12 CSA Events: 10 Users: 44
Use Zone: 32' 0" x 44' 3" (9.75m x 13.49m) Weight: 5738 lb (2602 kg)



 **Kid Builders KB20-71886**
Ages: 5-12, 5-12 CSA Events: 19 Users: 83
Use Zone: 55' 3" x 47' 1" (16.84m x 14.35m) Weight: 4315 lb (1957 kg)



 **Kid Builders® KB23-73456**
Ages: 5-12, 5-12 CSA Events: 22 Users: 135
Use Zone: 68' 5" x 53' 7" (20.85m x 16.33m) Weight: 13704 lb (6215 kg)


Kid Builders® Themed

Ages 2-5, 5-12 (18 mos-5, 5-12 CSA)


Our Kid Builders® themed play structures encourage kids to step out of themselves and into a world of make-believe. The imagination takes center stage as kids assume roles appropriate to their structure's theme. Customize your theme features for a one-of-a-kind playground destination. You can be sure your themed structure will feature all the same durable, high-quality features that have made Kid Builders our flagship line.



Summit Park
Manchester, New Jersey




 Kid Builders KBT20-71881
Ages: 5-12, 5-12 CSA Events: 13 Users: 72
Use Zone: 50' 1" x 40' 4" (15.26m x 12.29m) Weight: 4315 lb (1957 kg)





 Kid Builders KBT20-71879
Ages: 2-12, 18 mo-12 yr CSA Events: 11 Users: 65
Use Zone: 56' 11" x 31' 7" (17.35m x 9.63m) Weight: 8824 lb (4002 kg)



 Kid Builders® KBT23-73457
Ages: 5-12, 5-12 CSA Events: 23 Users: 93
Use Zone: 51' 0" x 66' 8" (15.54m x 20.32m) Weight: 10176 lb (4615 kg)



 Kid Builders® KBT23-73458
Ages: 5-12, 5-12 CSA Events: 25 Users: 126
Use Zone: 52' 7" x 52' 3" (16.03m x 15.93m) Weight: 12807 lb (5808 kg)



Gelefish®

Ages 5-12 (5-12 CSA)

Take a trip under the sea with our innovative, customizable Gelefish® play system. Its modern design packs a lot of play into a modest footprint to ensure every square inch delights the senses and stimulates the imagination. There are multiple play activities built at ground level where kids can enjoy inclusive play with others and develop important social skills through learning together.



Gelefish GF20-71901

Ages: 5-12, 5-12 CSA Events: 14 Users: 68
Use Zone: 51' 6" x 44' 2" (15.70m x 13.46m) Weight: 7059 lb (3201 kg)



Gelefish GF20-71900

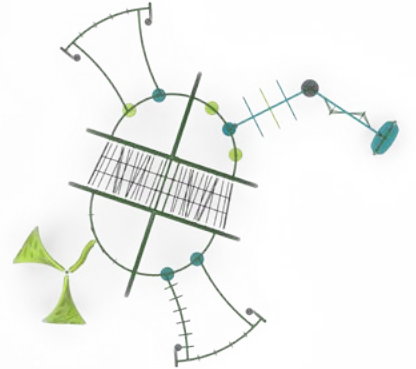
Ages: 5-12, 5-12 CSA Events: 24 Users: 74
Use Zone: 56' 3" x 47' 5" (17.14m x 14.45m) Weight: 10754 lb (4877 kg)



NRG Kinetics™

Ages 5-12 (5-12 CSA)

We're powering up the playground with NRG Freestyle, and, our newest collection, NRG Kinetics. These fitness lines combine physical challenge with imaginative play, helping kids ages 5-12 develop their strength, coordination, and flexibility through friendly competition. All NRG lines also feature architecturally pleasing design and are ideal for phased building.



NRG Kinetics™ NRG23-73461

Ages: 5-12, 5-12 CSA Events: 7 Users: 49

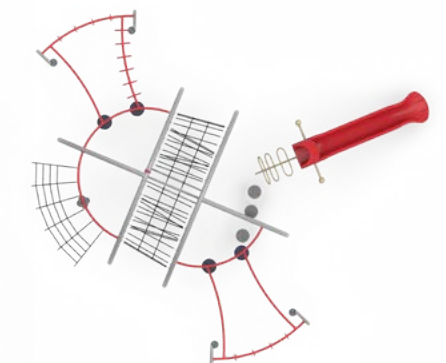
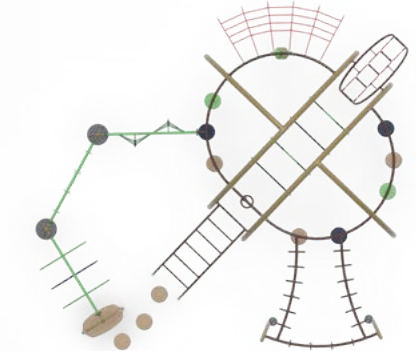
Use Zone: 42' 2" x 43' 0" (12.85m x 13.11m) Weight: 2026 lb (919 kg)



NRG Kinetics™ NRG23-73463

Ages: 5-12, 5-12 CSA Events: 13 Users: 43

Use Zone: 38' 10" x 44' 2" (11.84m x 13.46m)





NRG Kinetics™ NRG23-73465


Ages: 5-12, 5-12 CSA Events: 8 Users: 43

Use Zone: 40' 3" x 45' 2" (12.27m x 13.77m)




 **NRG Kinetics™ NRG23-73462**
Ages: 5-12, 5-12 CSA Events: 10 Users: 42
Use Zone: 42' 8" x 43' 10" (13.00m x 13.36m) Weight: 1595 lb (723 kg)




 **NRG Kinetics™ NRG23-73459**
Ages: 5-12, 5-12 CSA Events: 11 Users: 30
Use Zone: 35' 5" x 37' 4" (10.79m x 11.38m) Weight: 1061 lb (481 kg)




 **NRG Kinetics™ NRG23-73464**
Ages: 5-12, 5-12 CSA Events: 16 Users: 65
Use Zone: 41' 10" x 57' 6" (12.75m x 17.53m)




 **NRG Kinetics™ NRG23-73460**
Ages: 5-12, 5-12 CSA Events: 9 Users: 60
Use Zone: 40' 1" x 53' 2" (12.22m x 16.20m) Weight: 2600 lb (1179 kg)

NRG Freestyle shares the fitness focus while allowing kids to seamlessly move between play events, encouraging confidence and developing decision-making skills. Each line is customizable, so you can choose what works best for your playground and your budget.




 **NRG Freestyle NRGFS23-73466**
Ages: 5-12, 5-12 CSA Events: 9 Users: 48
Use Zone: 41' 5" x 31' 0" (12.62m x 9.45m) Weight: 2929 lb (1328 kg)




 **NRG Freestyle NRGFS23-73467**
Ages: 5-12, 5-12 CSA Events: 8 Users: 34
Use Zone: 38' 4" x 36' 10" (11.68m x 11.23m) Weight: 2317 lb (1051 kg)



 **NRG Freestyle NRGFS23-73468**
Ages: 5-12, 5-12 CSA Events: 9 Users: 46
Use Zone: 39' 7" x 31' 10" (12.06m x 9.70m) Weight: 2675 lb (1213 kg)



 **NRG Freestyle NRGFS23-73469**
Ages: 5-12, 5-12 CSA Events: 14 Users: 39
Use Zone: 59' 9" x 30' 4" (18.21m x 9.25m) Weight: 3893 lb (1766 kg)

SkyBuilders®

Ages 5-12 (5-12 CSA)

If you can't build out, build up. With SkyBuilders® play systems, you don't have to let space constraints limit your community's ability to have great times.

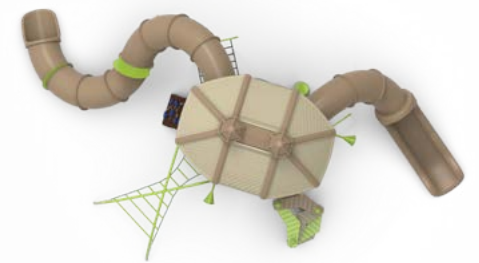
With slides reaching over 17 feet, SkyBuilders tower over other play systems. But don't let these dazzling heights make you nervous—SkyBuilders include super sturdy galvanized posts, fully enclosed decks, and tamper-resistant stainless-steel hardware to ensure the highest levels of safety.



SkyBuilders®
Play Structures




SkyBuilders® SB23-73472
Ages: 5-12, 5-12 CSA Events: 15 Users: 82
Use Zone: 50' 8" x 32' 4" (15.44m x 9.85m) Weight: 11291 lb (5121 kg)




SkyBuilders® SB23-73473
Ages: 5-12, 5-12 CSA Events: 19 Users: 89
Use Zone: 50' 3" x 49' 10" (15.32m x 15.19m) Weight: 20047 lb (9092 kg)





 SkyBuilders® SB23-73471
Ages: 5-12, 5-12 CSA Events: 31 Users: 153
Use Zone: 62' 5" x 48' 1" (19.02m x 14.66m) Weight: 14071 lb (6381 kg)




 SkyBuilders® SB20-71897
Ages: 5-12, 5-12 CSA Events: 12 Users: 55
Use Zone: 41' 7" x 48' 4" (12.67m x 14.73m) Weight: 9209 lb (4176 kg)



 SkyBuilders® SB23-73470
Ages: 5-12, 5-12 CSA Events: 24 Users: 121
Use Zone: 54' 10" x 55' 2" (16.71m x 16.81m) Weight: 19360 lb (8780 kg)



 SkyBuilders® SB20-71895
Ages: 5-12, 5-12 CSA Events: 10 Users: 50
Use Zone: 59' 0" x 39' 9" (17.98m x 12.12m) Weight: 7921 lb (3592 kg)

Play Builders®

Ages 2-5, 5-12 (18 mos-5, 5-12 CSA)

Our most flexible play system, Play Builders® is an affordable, durable system that brings an extra dimension of play to any size project. With an array of vibrant colors and play activities, kids will lose themselves in the wonder of it all. And with 350 different component options, you can create a unique configuration to fit your needs.

Play Builders is super sturdy to provide safety and durability for years to come. Its stainless-steel hardware gives added rust and corrosion resistance. And all the equipment is ADA compliant, because all children deserve access to imaginative play.





Play Builders PB20-71905
Ages: 2-12, 18 mo-12 yr CSA Events: 9 Users: 37
Use Zone: 36' 11" x 31' 3" (11.25m x 9.52m) Weight: 3915 lb (1776 kg)



Play Builders PB21-72642
Ages: 2-5, 18 mo-5 yr CSA Events: 10 Users: 47
Use Zone: 30' 5" x 44' 3" (9.27m x 13.49m) Weight: 4243 lb (1924 kg)




Play Builders® PB23-73476
Ages: 2-5, 18 mo-5 yr CSA Events: 18 Users: 67
Use Zone: 34' 11" x 42' 3" (10.64m x 12.88m) Weight: 6850 lb (3107 kg)




Play Builders® PB23-73474
Ages: 5-12, 5-12 CSA Events: 16 Users: 49
Use Zone: 34' 4" x 54' 1" (10.46m x 16.48m) Weight: 6345 lb (2878 kg)



 **Play Builders PB20-71908**
Ages: 5-12, 5-12 CSA Events: 14 Users: 61
Use Zone: 48' 4" x 32' 11" (14.73m x 10.03m) Weight: 6068 lb (2752 kg)




 **Play Builders PB21-72648**
Ages: 2-5, 18 mo-5 yr CSA Events: 12 Users: 43
Use Zone: 30' 3" x 31' 3" (9.22m x 9.52m) Weight: 3976 lb (1803 kg)



 **Play Builders® PB23-73477**
Ages: 2-12, 18 mo-12 yr CSA Events: 16 Users: 58
Use Zone: 34' 11" x 42' 3" (10.64m x 12.88m) Weight: 5854 lb (2655 kg)



 **Play Builders® PB23-73475**
Ages: 5-12, 5-12 CSA Events: 15 Users: 65
Use Zone: 32' 9" x 49' 8" (9.98m x 15.14m) Weight: 7021 lb (3184 kg)



Custom colors shown.



MaxPlay®

Ages 2-5, 5-12 (18 mos-5, 5-12 CSA)

MaxPlay® playgrounds encourage discovery at every turn, while maximizing your space and resources. Its design allows for the components of much larger playgrounds to fit comfortably in smaller footprints. Pre-configured and ready to go, MaxPlay structures are available in a minimal color palette for ease of ordering, but full of play value for memorable experiences kids will enjoy for years to come.


Regardless of budget or available space, this playground makes possible a huge world of fun and imaginative play.

Available Color Palettes:

Primary

Contemporary

Natural



MaxPlay® 3
Ages: 2-5, 18 mo-5 yr CSA Events: 11 Users: 48
Use Zone: 32' 0" x 30' 0" (9.75m x 9.14m) Weight: 2944 lb (1335 kg)



MaxPlay Mini Max
Ages: 2-5, 18 mo-5 yr CSA Events: 4 Users: 22
Use Zone: 26' 1" x 23' 8" (7.95m x 7.21m) Weight: 1611 lb (730 kg)



MaxPlay® 1
Ages: 5-12, 5-12 CSA Events: 8 Users: 42
Use Zone: 29' 0" x 31' 0" (8.84m x 9.45m) Weight: 3053 lb (1385 kg)

Early Childhood

- 102

Tot Builders™
- 106

Clubhouses
- 108

Sculpture Play
- 110

Pretend Play
- 112

Clever Climbers®



Our latest Tot Builders® additions expand our original line to places like the market, a farm, and more! Created in consultation with experts in child development and inclusion, these community-inspired designs support all six stages of play for children aged 6 months to 5 years old. As they explore the tapered lines and bright colors, they'll be developing their sensory, social, and cognitive skills.

Tot Builders® Barnyard

- 27 interactive play elements
- Learning opportunities with counting and problem-solving
- Auditory and tactile experiences
- Cubbyholes to store found treasures
- Solvable puzzle with a scrambled message

Tot Builders® Calvins Apple

- 10 interactive play elements
- Motivates critical thinking
- Berry-shaped bell to ring
- Spinnable pear, eye, and gears
- Color wheel to identify common colors
- Mirror to develop self-recognition

Tot Builders® Market Stand

- 11 interactive play elements
- Accessible height
- Abacus teaches counting and basic math
- Shelf to store goods and merchandise
- Spinnable wheels to inspire the imagination
- Develops communication skills

Tot Builders® Friendly Fence

- 12 interactive play elements
- Flextread crawl through
- Slidable droplets to water the flowers
- Vine-shaped handholds to help with balance

Tot Builders® Perch Perfect

- 3 interactive play elements
- Textured, nature-themed shakers
- Encourages caregiver interaction
- Instills independence

PRODUCT	ITEM	AGES	CHILD CAPACITY	USE ZONE	WEIGHT
Tot Builders® Barnyard	LT0900	2-5, 18 mo-5 yr CSA	11	-	409 lb (185 kg)
Tot Builders® Calvins Apple	LT0903	2-5, 18 mo-5 yr CSA	4	-	90 lb (41 kg)
Tot Builders® Friendly Fence	LT0902	2-5, 18 mo-5 yr CSA	6	-	83 lb (38 kg)
Tot Builders® Market Stand	LT0901	2-5, 18 mo-5 yr CSA	6	-	325 lb (147 kg)
Tot Builders® Nutty the Squirrel	LT0904	2-5, 18 mo-5 yr CSA	4	-	97 lb (44 kg)
Tot Builders® Perch Perfect	LT0905	2-5, 18 mo-5 yr CSA	4	17' 0" x 18' 0" (5.18m x 5.49m)	58 lb (26 kg)



*Patent D943698



Tot Builders™ Playhouse

- Packed with many of the features of a real house, such as a mail slot, doorbell, grill, and clock, but without the mortgage!



Tot Builders™ Community Helpers with Tunnel

- Patent-pending design that gives kids a stage to emulate everyday heroes
- 12 interactive play elements
- Available with or without tunnel



PRODUCT	ITEM	AGES	CHILD CAPACITY	USE ZONE	WEIGHT
Tot Builders™ Community Helpers with Tunnel	LT0880ING	2-5, 18 mo-5 yr CSA	20	22' 10" x 29' 5" (6.96m x 8.97m)	1702 lb (772 kg)
Tot Builders™ Community Helpers with Tunnel	LT0880SM	2-5, 18 mo-5 yr CSA	20	22' 10" x 29' 5" (6.96m x 8.97m)	1636 lb (742 kg)
Tot Builders™ Playhouse	LT0882ING	2-5, 18 mo-5 yr CSA	20	18' 2" x 21' 11" (5.54m x 6.68m)	855 lb (388 kg)
Tot Builders™ Playhouse	LT0882SM	2-5, 18 mo-5 yr CSA	20	18' 2" x 21' 11" (5.54m x 6.68m)	811 lb (368 kg)
Tot Builders™ Community Helpers without Tunnel	LT0889ING	2-5, 18 mo-5 yr CSA	17	19' 9" x 29' 5" (6.02m x 8.97m)	1516 lb (688 kg)
Tot Builders™ Community Helpers without Tunnel	LT0889SM	2-5, 18 mo-5 yr CSA	17	19' 9" x 29' 5" (6.02m x 8.97m)	1450 lb (658 kg)

Item numbers ending in SM stand for Surface Mount. Item numbers ending in ING stand for In-ground Mount. Please see your sales representative for more information.

All play equipment must be installed over an appropriate impact absorbing surface that complies with ASTM or CSA standards.

Tot Builders™ Truck

- Save the day with a friendly truck
- Includes steering wheel, bells, and more!



*Patent D956884



*Patent D943700

Tot Builders™ Silly Tree

- Kids can get silly with a hammock, chimes, and various creatures.



Tot Builders™ Chatterly

- Kids have the chance to get the scoop from the village gossip while enjoying colorful skylights.



Tot Builders™ Garden Crawl Tunnel

- Makes a great secret hideout, but adults can still supervise the play!



Tot Builders™ Garden Sensory Wall with 2 Inserts

- Kids will love taking a stroll around this garden, with peek-a-boo openings, spinning play objects, and a play insert of your choosing
- Choose 1 or 2 inserts
- Inserts sold separately



Tot Builders™ Traffic Light

- Kids can practice traffic control and color recognition with the Traffic Light.

PRODUCT	ITEM	AGES	CHILD CAPACITY	USE ZONE	WEIGHT
Tot Builders™ Truck	LT0881ING	2-5, 18 mo-5 yr CSA	6	-	270 lb (122 kg)
Tot Builders™ Truck	LT0881SM	2-5, 18 mo-5 yr CSA	6	-	242 lb (110 kg)
Tot Builders™ Garden Crawl Tunnel	LT0883ING	2-5, 18 mo-5 yr CSA	8	17' 6" x 16' 11" (5.33m x 5.16m)	254 lb (115 kg)
Tot Builders™ Garden Crawl Tunnel	LT0883SM	2-5, 18 mo-5 yr CSA	8	17' 6" x 16' 11" (5.33m x 5.16m)	251 lb (114 kg)
Tot Builders™ Garden Sensory Wall with 2 Inserts	LT0884ING	2-5, 18 mo-5 yr CSA	8	-	157 lb (71 kg)
Tot Builders™ Garden Sensory Wall with 2 Inserts	LT0884SM	2-5, 18 mo-5 yr CSA	8	-	111 lb (50 kg)
Tot Builders™ Silly Tree	LT0885ING	2-5, 18 mo-5 yr CSA	18	18' 1" x 23' 2" (5.51m x 7.06m)	854 lb (387 kg)
Tot Builders™ Silly Tree	LT0885SM	2-5, 18 mo-5 yr CSA	18	18' 1" x 23' 2" (5.51m x 7.06m)	766 lb (347 kg)
Tot Builders™ Traffic Light	LT0886ING	2-5, 18 mo-5 yr CSA	2	-	54 lb (24 kg)
Tot Builders™ Traffic Light	LT0886SM	2-5, 18 mo-5 yr CSA	2	-	37 lb (17 kg)
Tot Builders™ Chatterly	LT0887ING	2-5, 18 mo-5 yr CSA	10	-	587 lb (266 kg)
Tot Builders™ Chatterly	LT0887SM	2-5, 18 mo-5 yr CSA	10	-	541 lb (245 kg)
Tot Builders™ Garden Sensory Wall with 1 Insert	LT0888ING	2-5, 18 mo-5 yr CSA	6	-	165 lb (75 kg)
Tot Builders™ Garden Sensory Wall with 1 Insert	LT0888SM	2-5, 18 mo-5 yr CSA	6	-	121 lb (55 kg)

Item numbers ending in SM stand for Surface Mount. Item numbers ending in ING stand for In-ground Mount. Please see your sales representative for more information.

Clubhouses

Early Childhood

Clubhouses put some of our existing sensory panels into house-like configurations. Available with or without a floor, these panels engage kids with interactive elements they can use to develop their all-around skills. Kids can make music, feel different types of texture, and see enchanting colors on the Unlimited Play Sensory Activity Panels or on the variety of play panels.

Musical Clubhouse

- Piano Panel
- Unlimited Play Disco Party Panel
- Unlimited Play Scrambled Scales Panel
- Melody Maker Panel
- Activity Panel with Magical Music Insert
- Available with or without a floor



Sensory Clubhouse

- Unlimited Play Silly Faces Panel
- Unlimited Play Living Art Panel
- Unlimited Play Simon Says Panel
- Activity Panel with Very Buried Insert
- Activity Panel with Four-the Win Insert
- Available with or without a floor



Variety Clubhouse

- Village Panel with Seat
- Alphabet Panel
- Braille Panel
- Unlimited Play Scrambled Scales Panel
- Activity Panel with Hypnotize Insert
- Available with or without a floor



PRODUCT	ITEM	WEIGHT
MUSICAL CLUBHOUSE WITHOUT FLOOR	200203746	915 lb (415 kg)
MUSICAL CLUBHOUSE WITH FLOOR	200203745	1134 lb (514 kg)
SENSORY CLUBHOUSE WITHOUT FLOOR	200203744	869 lb (394 kg)
SENSORY CLUBHOUSE WITH FLOOR	200203743	1094 lb (496 kg)
VARIETY CLUBHOUSE WITHOUT FLOOR	200203748	915 lb (415 kg)
VARIETY CLUBHOUSE WITH FLOOR	200203747	1134 lb (514 kg)
PLAY AREA #1	200203751	2448 lb (1110 kg)

Street Scenes

Early Childhood

These collections of Early Childhood pieces introduce children to the idea of community by giving them a safe neighborhood at their own level to explore and learn in. Using a natural or primary color palette, these assortments of panels and structures build opportunities for problem-solving, developing communication skills and fostering collaboration.



Street Scene - Play Area #1

- Friendship Globe teaches kids about the world
- Tunnel, bench, and archway help form play narratives
- Features a wide variety of panels including Alex's Lemonade Stand, Animal Crawl Tunnel, and Village Panels
- Sensory Panels include Living Art Panel and Gear Panel
- Includes a Sand and Water Table



Sculpture Play

Early Childhood



Frog Climber

Our sculpted play elements are low maintenance, UV-stable, and available in bright colors with charming details! Made out of GFRP (glass fiber reinforced polymer), these elements are lighter in weight than concrete, but are just as durable.



Gator Climber



Bunny Climber



Ladybug Climber



Black Bear Tunnel Climber



Blue Butterfly Climber



Gorilla Tunnel Climber



Pufferfish Tunnel Climber



Tucson Turtle Climber



Tree Log Climber



Log Step Climber



Mushroom Path Stepper



Jungle Rock Climber



Jungle Rock Link



Hammerhead Shark Climber



Ladybug Hill Tunnel Climber



Inchworm Climber



Lumberjack Hollow Tunnel Climber



Whale Climber



Whale Tail Climber



Coral Reef Climber

PRODUCT	ITEM	AGES	CHILD CAPACITY	USE ZONE	WEIGHT
Bunny Climber	LTP2104M	2-5, 18 mo-5 yr CSA	3	13' 10" x 15' 0" (4.22m x 4.57m)	126 lb (57 kg)
Frog Climber	LTP2021M	2-12, 18 mo-12 yr CSA	4	16' 2" x 17' 7" (4.93m x 5.36m)	225 lb (102 kg)
Gator Climber	LTP2017M	2-12, 18 mo-12 yr CSA	5	15' 2" x 20' 8" (4.62m x 6.30m)	109 lb (49 kg)
Inchworm Climber	LTP2030M	2-12, 18 mo-12 yr CSA	4	13' 8" x 18' 0" (4.17m x 5.49m)	145 lb (66 kg)
Ladybug Climber	LTP2036M	2-5, 18 mo-5 yr CSA	3	14' 9" x 16' 0" (4.50m x 4.88m)	141 lb (64 kg)
Ladybug Hill Tunnel Climber	LTP2008M	2-12, 18 mo-12 yr CSA	5	16' 11" x 17' 11" (5.16m x 5.46m)	166 lb (75 kg)
Log Step Climber	LTP2143M	2-12, 18 mo-12 yr CSA	4	16' 8" x 20' 0" (5.08m x 6.10m)	347 lb (157 kg)
Lumberjack Hollow Tunnel Climber	LTP2139M	2-12, 18 mo-12 yr CSA	4	15' 10" x 18' 0" (4.83m x 5.49m)	253 lb (115 kg)
Mushroom Path Stepper	LTP2023M	5-12, 5-12 CSA	3	16' 8" x 19' 0" (5.08m x 5.79m)	250 lb (113 kg)
Tree Log Climber	LTP2142M	2-12, 18 mo-12 yr CSA	4	14' 3" x 18' 10" (4.34m x 5.74m)	220 lb (100 kg)

PRODUCT	ITEM	AGES	CHILD CAPACITY	USE ZONE	WEIGHT
Black Bear Tunnel Climber	LTP2154M	2-12, 18 mo-12 yr CSA	4	16' 2" x 19' 2" (4.93m x 5.84m)	367 lb (166 kg)
Blue Butterfly Climber	LTP2022M	2-12, 18 mo-12 yr CSA	4	18' 1" x 16' 7" (5.51m x 5.05m)	215 lb (98 kg)
Coral Reef Climber	LTP2037M	2-12, 18 mo-12 yr CSA	5	16' 9" x 23' 0" (5.11m x 7.01m)	427 lb (194 kg)
Gorilla Tunnel Climber	LTP2182M	2-12, 18 mo-12 yr CSA	4	16' 3" x 15' 10" (4.95m x 4.83m)	288 lb (131 kg)
Hammerhead Shark Climber	LTP2138M	2-12, 18 mo-12 yr CSA	4	18' 0" x 18' 10" (5.49m x 5.74m)	248 lb (112 kg)
Jungle Rock Climber	LTP2134M	2-12, 18 mo-12 yr CSA	5	16' 9" x 23' 0" (5.11m x 7.01m)	544 lb (247 kg)
Jungle Rock Link	LTP2018M	2-12, 18 mo-12 yr CSA	4	16' 9" x 20' 4" (5.11m x 6.20m)	403 lb (183 kg)
Pufferfish Tunnel Climber	LTP2443M	2-12, 18 mo-12 yr CSA	4	15' 10" x 18' 6" (4.83m x 5.64m)	238 lb (108 kg)
Tucson Turtle Climber	LTP2020M	2-12, 18 mo-12 yr CSA	4	16' 7" x 18' 1" (5.05m x 5.51m)	210 lb (95 kg)
Whale Climber	LTP2121M	2-12, 18 mo-12 yr CSA	4	17' 3" x 20' 11" (5.26m x 6.38m)	359 lb (163 kg)
Whale Tail Climber	LTP2026M	2-12, 18 mo-12 yr CSA	3	17' 0" x 19' 0" (5.18m x 5.79m)	251 lb (114 kg)

All play equipment must be installed over an appropriate impact absorbing surface that complies with ASTM or CSA standards.

Pretend Play

Early Childhood

Pretend Play

Early Childhood



Game Table with Seats



Floating Balance Beam



Sand and Water Table



Triple Hoop



Play Table



Drama Village

PRODUCT	ITEM	AGES	CHILD CAPACITY	USE ZONE	WEIGHT
Floating Balance Beam	200047433	2-12, 18 mo-12 yr CSA	2	14' 0" x 21' 0" (4.27m x 6.40m)	116 lb (53 kg)
Drama Village	200202196	2-12, 18 mo-12 yr CSA	10	19' 0" x 25' 0" (5.79m x 7.62m)	1225 lb (556 kg)
Game Table with Seats	200202305	2-12, 18 mo-12 yr CSA	4	0' 0" x 0' 0" (0.00m x 0.00m)	42 lb (19 kg)
Play Table	200093380	2-12, 18 mo-12 yr CSA	1	0' 0" x 0' 0" (0.00m x 0.00m)	65 lb (30 kg)
Sand and Water Table	200097740	2-12, 18 mo-12 yr CSA	2	0' 0" x 0' 0" (0.00m x 0.00m)	71 lb (32 kg)
Triple Hoop	200200260	2-12, 18 mo-12 yr CSA	4	0' 0" x 0' 0" (0.00m x 0.00m)	105 lb (48 kg)



Harry the Hippo



Calvin the Caterpillar



Dinosaur



Frog



Triceratops



Dragon Challenge



Gator Walk

PRODUCT	ITEM	AGES	CHILD CAPACITY	USE ZONE	WEIGHT
Calvin the Caterpillar	200200171	2-12, 18 mo-12 yr CSA	1	16' 0" x 19' 0" (4.88m x 5.79m)	115 lb (52 kg)
Dinosaur	200023370	2-12, 18 mo-12 yr CSA	1	61' 0" x 18' 0" (18.59m x 5.49m)	61 lb (28 kg)
Dragon Challenge	200200246	5-12, 5-12 CSA	7	16' 0" x 47' 0" (4.88m x 14.32m)	400 lb (181 kg)
Frog	200043070	2-12, 18 mo-12 yr CSA	1	16' 0" x 15' 0" (4.88m x 4.57m)	67 lb (30 kg)
Gator Walk	200074145	2-12, 18 mo-12 yr CSA	1	14' 0" x 17' 0" (4.27m x 5.18m)	56 lb (25 kg)
Harry the Hippo	200200177	2-12, 18 mo-12 yr CSA	1	19' 0" x 17' 0" (5.79m x 5.18m)	145 lb (66 kg)



Clever Climbers - Cut Loose!
• 10 activities, 1 slide, 1 transfer station



Clever Climbers - All In!
• 11 activities, 2 slides, 1 transfer station



Clever Climbers - Jump Start!
• 9 activities, 1 slide, 1 transfer station

Available Color Palettes:



These ready-to-go play structures are built just for toddlers, with interactive, social, and physical play activities. Clever Climbers are designed for easy installation, with telescoping footing to accommodate safety surfacing. All structures are compliant with CPSC, ASTM F1487, ADA, and CSA-Z614.

PRODUCT	ITEM	AGES	CHILD CAPACITY	USE ZONE	WEIGHT
Clever Climbers - All In! Early Childhood	200201328	2-12, 18 mo-12 yr CSA	25	28' 0" x 27' 0" (8.53m x 8.23m)	1500 lb (680 kg)
Clever Climbers - Cut Loose! Early Childhood	200201329	2-12, 18 mo-12 yr CSA	25	29' 0" x 26' 0" (8.84m x 7.92m)	1200 lb (544 kg)
Clever Climbers - Jump Start! Early Childhood	200201330	2-12, 18 mo-12 yr CSA	15	23' 0" x 22' 0" (7.01m x 6.71m)	900 lb (408 kg)



Product may vary from image shown.



Tot Tree
• Developmentally appropriate activities enhance social, cognitive, and motor skills
• Tough commercial quality
• Simple installation
• Easy to clean

PRODUCT	ITEM	AGES	CHILD CAPACITY	USE ZONE	WEIGHT
Tot Tree	200088461	2-5, 18 mo-5 yr CSA	4	21' 0" x 19' 0" (6.40m x 5.79m)	435 lb (197 kg)

Components

- | | | | |
|------------|-------------------|------------|------------------|
| 116 | NU-Edge® Climbers | 144 | Themed Play |
| 120 | Climbers | 148 | Overheads |
| 128 | Slides | 151 | Accessories |
| 131 | Tunnels | 152 | Roofs |
| 132 | Bridges | 154 | Integrated Shade |
| 134 | Motion Play | 156 | NRG Kinetics™ |
| 135 | Activity Panels | | |

Look for this symbol to find our Little Tikes Commercial exclusive Naturtek™ products. Learn more on page 46.



NU-Edge® Trail Climber 48"

 N
 K
 P

- Connects to 48", 56", 64", or 72" decks



NU-Edge® Clubhouse

 N
 K

- Elevated climbing challenges
- Ground-level cognitive and sensory stimulation, including built-in scavenger hunt game
- Mixed materials for "kid-built" aesthetic
- Connects to two 56" decks



NU-Edge® Tree Climb with Treehouse Panel

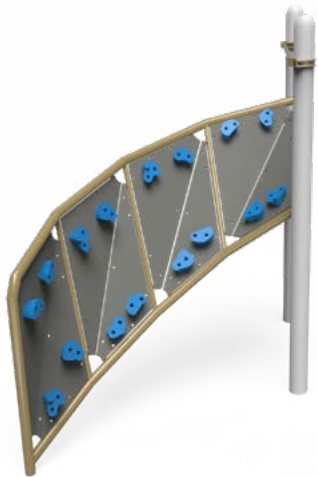
 N
 K
 P



NU-Edge® Lumberjack Climber

 N
 K

- Available in 64" and 72" heights



NU-Edge® Influx Climber

 N
 K
 P



NU-Edge® X Climber

 K



NU-Edge® Culvert Climber

 N
 K
 P

- Connects to 24", 32", 40", or 48" decks
- Available as an Independent Event



NU-Edge® Rope Scramble

 N
 K

- Asymmetric, dynamic rope climber for physical challenge
- Faux wood and translucent shade for edgy, playful aesthetic
- Connects to 56" or 64" deck



NU-Edge® Double Wall Climber

 N
 K

- Connects to 48", 56", or 64" decks



NU-Edge® Diamond Climb

 N
 K
 P



NU-Edge® Plank Climb

 N
 K

- Available in Deck-to-Deck 64" and 72" or Ground-to-Deck 64" and 72"



NU-Edge® Fun Rock - Medium N K P
 • Also available as an Independent Event



NU-Edge® Fun Rock - Large N K
 • Also available as an Independent Event



NU-Edge® Stacked Timber Wall
 • Available in single or double connection



NU-Edge® GSX with Kid Builder Link K
 • Available as an independent event
 • Connect to existing structure
 • Add the challenge of crisscrossing rope elements
 • Increase the fun with hang-out spots, balancing rope elements, and steel and rope climbing events



NU-Edge® Tri-Rock N K P



NU-Edge® Rock Challenge Wall N K G P



NU-Edge® Arched Log Climber N K P



NU-Edge® Tree Stump Climber 40" N K P
 • Available in 1, 2, or 3 stumps
 • Pine available in short
 • Birch available in medium and tall



NU-Edge® Plank Bridge Climber N K P
 • Available in deck heights from 16" to 48"



NU-Edge® Log Slice Climber N K P



Climbers

Components



Tandem Net - Double

- Provides a fun, non-linear way to move between decks
- Maximum 4' deck height
- Available as Single or Double



Tandem Net - Single

- Provides a fun, non-linear way to move between decks
- Maximum 4' deck height
- Available as Single or Double



Silo Scramble with Single Enclosure

- Steel silo inside of a rope silo
- Provides a social hangout spot and a variety of play paths
- Available with Single or Double Enclosure
- Available as an independent event



Rope Tower

- Available in pentagon and quad for deck mount as well as freestanding



Octopus Climber



Straight Rope Climbing Wall



Curved Climbing Wall

- Deck accessed
- Also available as an independent event




Crazy Curtain

- Zigzag nets offer a unique environment to traverse and safe transfer to a deck
- Provides opportunities for imaginative play
- Links 2 decks between 6' and 8'
- Spacing between decks is 8'
- Explore a variety of play paths between decks

Climbers

Components

Add an exciting climbing experience to your play space with Stax! They're versatile components that add a fun, challenging element to any playground design. Stax feature contrasting colors to enhance imaginative play and have details in the rotomolded plastic to enhance grip. They're configurable for multiple age groups and can stand alone or connect to other structures in our PlayStax®, Play Builders®, Kid Builders®, and NU-Edge® systems.



Stax Extension Bridge Climber - KB

- Create climbing patterns between decks with a 36" height difference
- Choose from a variety of color options
- Available in ground-to-deck or deck-to-ground paths



Stax Summit Climber - PB

- Choose up to 3 colors
- Connects to a 96" deck height
- Available as an independent event



Stax Solo Step - KB

- Accommodates 12" – 24" deck heights
- Variety of color options available
- Cutouts create additional footholds
- Available with a handle for assistance
- Available as an independent event



Stax Solo Step w/Handles - PB

- Accommodates 12" – 24" deck heights
- Variety of color options available
- Cutouts create additional footholds
- Available with a handle for assistance
- Available as an independent event



Stax Quad Climber 64" - KB

- Connects to decks with 48", 56", or 64" height
- Variety of color options available
- Cutouts offer challenging dynamic climbing experience



Infinity Deck to Deck Link K P

Infinity Double Flex Climber K P



Infinity Boomerang

Infinity Single Flex Climber K P

Infinity High Climb K G P



Infinity Ground-to-Deck Climber K P

Infinity Axis K P

Infinity Wings Climber K P



Pedal Twist N K
• Simple, clean structure.
• Experience the thrill of being up high!
• Connects to 8" deck.

Pedal Pod Loop K

Pedal Pod Climber K P

Pommel Climber K P
• Also available with two posts



Vertical Pedal Pod Climber K G P

Hula Loop K

4 x 4 Climber K P



Accordion Climber K P

Spiral Climber K P

Side Step Climber K P
• Available in deck-to-deck, deck-to-freestanding, and freestanding



Cylinder Climber K



Crazy Straw Climber K



Switchback Climber K



Fire Escape Ladder K



Rung Ladder K P



Bumpy Climber K P
• Available in ground-to-deck (shown) or deck-to-deck



Loop Climber K P



Fan Climber K G P



Sliding Pole K P



Seven Stone Climber K P



Stone Climber K P



Arch Chain Climber K P



Silo Climber K G P



Curly Climber K P



Wavy Rung Climber K G P



Snake Pole K G P



Chain Net Climber K P
• Shown with safety loops



Ladder Panel K P



Step Ladder K P

Climbers
Components



Deck-to-Deck Incline Climber K P

- Also available in 48"



Sagging Climber K P



Wishbone Climber K P

- Available in 6' and 12' lengths



Rocky Rambler K P



Cliff Climb K P



Tilted Rock Challenge K G P



3-D Rock Challenge K


Climbers
Components



Tikes Peak Climber K P

Shown with custom shade.

- Realistic ledges offer varied hand and footholds
- Hangout spot featured inside
- Available with a mountain, lava, or snow-themed roof



Jungle Climber K P



Step Deck K

- Also available as a two step deck



Center Deck Access K

- Available in 72", 80", and 88" heights



Stairs K P

- Available in 24" and 36" heights



Transfer Station with hand loops K P



Transfer Station K P



Deck to Deck Steps K G P



Triple Entry Quantum II Slide K



Quantum II Slide K



Quantum II Spiral Slide K P



Double Entry Quantum II Slide K P



Sialom Slide K
• Grooved texture gives a unique sensory and sliding experience



Roller Slide K



Hillside Slide deck and rails K
• Contact your local representative for slide compatibility



Morphous Slide K P



Hypersonic Slide K P



Colossus Slide K P



Straight Tunnel Slide K P



Curved Slide K P



Double Wide Slide K P

Slides

Components



Spiral Tunnel Slide K P



Wave Slide K P



Spiral Slide



Elbow Tunnel Slide K P



Elbow Slide K P



Toddler Slide P
• Also available: Double Wide Toddler Slide



Stainless Steel Spiral Slide K P



Stainless Steel Single Slide K P



Stainless Steel Double Wide Slide K P

Tunnels


Components



Animal Crawl Tunnel K P



Incline Crawl Tunnel K




90° Crawl Tunnel K P




Steel Crawl Tunnel K




Straight Crawl Tunnel K P



90° Extended Crawl Tunnel K P



Double Crawl Tunnel K P



"S" Crawl Tunnel K P





Stax Extension Bridge Climber - KB K P

- Create climbing patterns between decks with a 36" height difference
- Choose from a variety of color options
- Available in ground-to-deck or deck-to-ground paths



Cosmic Catwalk K P



Hoop-La Bridge Climber K P

- Available in deck heights from 8" to 64"



Crazy Hoop-La Bridge Climber K P

- Available in deck heights from 8" to 64"



Time Warp Bridge Climber K P

- Available in deck heights from 6" to 48"
- 8' span



Burmese Bridge Climber K P

- Available in deck heights from 16" to 24"



Cargo Bridge Climber K P

- Available in deck heights from 16" to 24"



8' Arch Bridge with Safety Rails K P

- Also available in 4'
- Available in deck heights from 24" to 88"
- Available with guard rails, in deck heights from 24" to 48"



Floating Stones K P M

- Stones float 15" above the ground



Accessible Bridge K P

- Available in 24" and 36" heights



90° Bridge K P

- Available in 24" and 36" heights



"S" Bridge K P

- Available in deck heights from 24" to 96"



Clatter Bridge with Guard Rails K P

- Available in deck heights 48" for 5-12 with guard rails and 30" for 2-5 deck heights to 96" with safety rails



Tri-Bridge K P

- Available in deck heights from 24" to 96"



Cat Walk K P

- Available in deck heights from 24" to 96"

Motion Play

Components



Track Ride K P
• Available in 6', 8', 12', and 20' Straight, or in 20' Curved



Log Roll K



Spinfinity® Sitting K



Spinfinity® Standing K P

Unlimited Play Panels

Components




Disco Party Panel - Deck Mount N K P
• Compatible with NU-Edge®, Kid Builders®, and Play Builders® products
• Also available as a Reach Panel style



Living Art Panel N K P
• Experience art using sight, hearing, and touch
• Available as Post Mount, Deck Mount, or Reach style



Silly Face Panel N K P
• Identify animals and build recognition skills
• Available as Post Mount, Deck Mount, or Reach style



Simon Says Panel N K P
• Spin the wheel to discover what Simon Says
• Features inclusive characters and activities
• Available as a Post Mount, Deck Mount, or Reach style



Scrambled Scales Panel - Deck Mount N K P
• Compatible with NU-Edge®, Kid Builders®, and Play Builders® products
• Also available as a Post Mount or Reach Panel style



Scrambled Scales Reach Panel N K P
• Compatible with NU-Edge®, Kid Builders®, and Play Builders® products
• Also available as a Deck Mount or Post Mount style



Simon Says Reach Panel N K P
• Compatible with NU-Edge®, Kid Builders®, and Play Builders® products
• Also available as a Deck Mount or Post Mount style



Disco Party Reach Panel N K P
• Compatible with NU-Edge®, Kid Builders®, and Play Builders® products
• Also available as a Deck Mount or Post Mount style

Activity Panels

Components



Activity Panels with Inserts


- Interactive play activities induce wonder, discovery, and creative thinking
- Select panel frame color, then pick an Activity Panel Insert (colors as shown)

Funhouse Insert

- Rotate the mirror mosaic to alter the reflection of you and the world



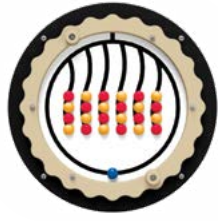
- Magical Music Insert** K P
- Make your own music, or listen to preset songs by touching each button




- Very Buried Insert** K P
- Rotate the sphere to shift the pebbles and reveal buried objects



- Hypnotize Insert** K P
- Spin the outer ring and watch the resulting dizzying illusion



- Four-the-Win Insert** K P
- Slide the caps and try to match four in a row to win



- Slide & Solve Insert** K P
- Slide the tiles vertically and horizontally to solve the puzzle



- A-maze-ing Insert** K P
- Turn the outer ring to direct the metal ball into the center



Braille Panel

- Alphabet/number panel with clock (shown above) or object back options



Alex's Lemonade Stand

- Little Tikes Commercial makes a donation to Alex's Lemonade Stand, a nonprofit dedicated to fighting childhood cancer, for every panel purchased.
- Now available in all paint colors.



NU-Edge Recycled Treehouse Window Panel



NU-Edge Recycled Treehouse Entry Panel



NU-Edge Recycled Treehouse Safety Panel

Activity Panels

Components



Butterfly

Steel Laser Panels

Transform your playground into an adventure with our steel laser panels! Choose from a wide variety or have your own custom designed to fit your theme. Kid Builders® available with matching steel post toppers.



Butterfly



Dragonfly



Pitcher



Spider



Mountain Climber



Pirate



Pirate Ship



Running Back



Baseball Diamond



Match the Trucks



Picture Communication Symbol Panel


- Inclusive feature helps people with speech/language disabilities
- Choose 6 of an available 22 symbols
- Developed in conjunction with Mayer-Johnson
- Also available as a Double Sided Routed Panel with Sign Language



Sign Language Panel

Activity Panels

Components



Tic-Tac-Toe Panel K G P

• Also available in steel



Math Panel K G P




Animal Panel K G P



Fun with Words Panel K G P




Alphabet Panel K G P



Finger Maze Panel K G P



Moo Match Panel K G P



Theater Panel K P



Telescope Panel N K G P

• Telescope Reach Panel also available



Dual Steering Panel K


• Front and back sides shown



Electronic Animal Panel K P




Swinging Monkeys Panel K G P



Safety Panel with Plastic Steering Wheel K G P




Steel Driving Panel K G



Parachute Panel K G

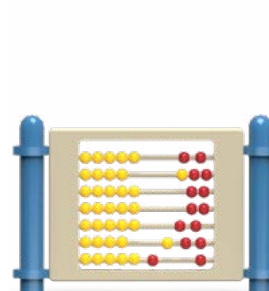


Steel Abacus Panel K P



Steel Counter and Vallance K

• Also available in Plain, General Store, and Lemonade Stand
• Also available without vallance




Abacus Panel K P



Gear Panel K G P

• Also available in Reach.



Lattice Panel K G P



Bongo Panel K P



Window Panel K G P



Bubble Mirror Panel K G P



Abacus Reach Panel K P



Vehicle Reach Panel K G P



Bubble Panel K G P



Mirror Panel K G P

Activity Panels

Components

Activity Panels

Components

Weather Station®

Components



Piano Panel K G P



Melody Maker Panel K G P



Melody Maker Reach Panel K P



Beat Blocks K P



Seat Panel K



Door Panel K P



Counter Panel K



Steel Seat Panel K



Steel Dual Seat Panel K



Find-the-Dino Panel K G P

• Also available in Find-the-Faces theme



Boingo K P



Hang Out Seats K P



Seven-Station Play Factory K P



Periscope Panel P



WeatherStation® K P

WeatherStation® play panels offer eight interactive, weather-related activities that teach math, science, social studies, and language concepts. Encourage social, emotional, cognitive, and physical development in your community. Purchase panels as an independent three-panel structure, or contact your local representative to add select options to your Kid Builders® or Play Builders® Systems.

INDEPENDENT THREE-PANEL CONFIGURATIONS:

Sunny Days

- Thermometer, The Weather Cycle, and Memory Game

Snowy Days

- Forecast the Weather, Forecast the Temperature, and Heat Index & Wind Chill

Cloudy Days

- Thermometer, Weather Cycle, and Weather Game

Windy Days

- Forecast the Temperature, Weather Cycle, and Heat Index & Wind Chill

Rainy Days

- Forecast the Weather, Memory Game, and Weather Game



Thermometer Panel

- Look at the real thermometer, then spin the dial to match the temperature and reveal the corresponding image



Weather Cycle K P

- Turn the dial to reveal the stages of the weather cycle




Forecast the Weather K

- Use the dial to reveal images that correspond to the conditions




Forecast the Temperature K

- Use the dial to predict the temperature range based on the previous day



What to Wear K P

- Spin to change the characters' clothing for the appropriate weather conditions



Memory Game K P

- Slide the tab to locate and match weather images



Heat Index & Wind Chill K

- Spin the dials to change the temperature. Add temperature to humidity or wind speed to reveal the heat index/wind chill.



Weather Game K P

- Spin the dial, then move to the next space with that image. The first person to make it home wins!

Activity Panels

Components

Kid Village




Village Counter Panel P



Village Seat Panel P



Village Sandbox Border Panel



Village Picket Fence Panel P



Village Window Panel P

- Also available with Lexan window inserts



Village Activity Panel P

- Available in: Tic-Tac-Toe, Math, Fun with Words, Spelling, and Animal (shown)



Village Door Panel P


Enclosures



Wire Mesh Entry Panel K



Wire Mesh Offset Enclosure K



Wire Mesh Panel K

PlayStax®

Components



PlayStax® structure at Mt. Zion Church in Golden, Colorado shown with original style at 3 levels.


PlayStax® is inspired by kid-built playgrounds from the past while meeting the safety standards of today! With modular design, these climbers can be stacked up to 3 levels high. Both original and mesh styles are available. A variety of rooms to choose from allow for further personalization.



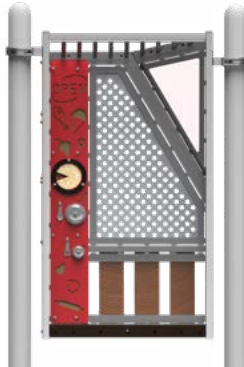
PlayStax® Central Stackable Climber shown in Mesh.



PlayStax® Mission Control X N K



PlayStax® Observatory X N K



PlayStax® Kitchen X N K



PlayStax® Game Room X N K



PlayStax® Garage X N K



PlayStax® Down on the Farm X N K

Fire Truck Theme



Fire Truck Cap Assembly Pumper Panel Assembly Tire Panel Assembly Pumper Panel with Bell

Barn Theme




Mesh Roof with Barn Gable



Barn Panel


Train Theme



Smoke Stack



Cattle Guard



Gear Panel



Tool Box



Fender Wheel


Themed Play

Components

Castle Theme



Castle Window Panel



Castle Battlement



Castle Arch Panel (with Battlement)



Castle Safety Panel



Castle Safety Panel (with Battlement)

Frontier Theme



Frontier Window Panel



Stockade Panel



Rustic Entry Panel



Frontier Safety Panel



Corral Panel

Tropical Theme



Bamboo Panel



Palm Tree Roof



Tropical Thatch Roof

Ship Theme



Ship Hull Panel



Ship Spindle



Ship Bow




Ship Sail



Ship Wheel



Ship Flag and Mast



Ship Window Panel




Straight Challenge Ladder K P



“Z” Challenge Ladder K P
• Also available in extended versions



“C” Challenge Ladder K P
• Also available in extended versions



Circle Challenge Ladder K P




Bowed Challenge Ladder K P




“S” Challenge Ladder K P
• Also available in extended versions



Single Fun Wheel K P



360° Overhead Ladder K



8' Combo Overhead K P




Fun Wheels K P



90° Fun Wheels K P



Double Ring Trek K



Loop Challenge Ladder K P



Ring Challenge Ladder K P

Overheads

Components



Snake Challenge Ladder K



Roundabout Overhead K P



Ring Trek K P



Wavy Challenge Ladder K P



Trapeze Challenge Ladder K P



Truss Overhead Ladder K P

- Can also be mounted under decks for added play value.



Overhead K



Therapeutic Rings K P

Accessories

Components



Telescope K P

- Gives a "kaleidoscope" view
- Rotates 360°



Talk Tube K P

- Megaphone shape captures and amplifies sound emissions
- Available in ground level and elevated versions



Colored Kick Plates with Faces



Steering Wheel, plastic, post mount K

- Available in plastic or aluminum.
- Choose from post mount, rail mount, or panel mount



Turning/Chinning Bar K P

- Ground level event gives kids a place to exercise their upper body



Leg Lift Loop K P M

- Accessible ground level event gives kids a place to exercise their cores

Ramps



Wide Accessible Ramps



Ramps K P


- Deck Heights available from ground to 96"



Curved Roof K P
• Also available in all steel.




Single Beam Roof K P
• Also available in all steel.



Double Beam Roof K P
• Also available in all steel.



Bus Stop Roof K
• Add-ons available



Steel Mesh Square Roof K



Quad Roof P
• Available with flag




Full Slate Wedge Roof P



Square Roof K P



Steel Hex Roof K P




Steel Mesh Hex Roof K P



Swoosh Roof K



Plastic Arch P
• Steel version available for KidBuilders



Arch Roof P
• Add-ons available



Steel Mesh Arch Roof K
• Add-ons available



Leaf Roof - 2 Pieces Assembled K P



Palm Tree Roof K P



Tropical Thatch Roof K



PlayStax® Roof X



Extended Hex Roof K
• Available in 1, 2, or 3 extensions



Hex Roof K



Full Noodle Roof K
• Available in Single, Double, and Half



Gelefish® Roof K G



Diamond Roof Double Post K
• Steel panel
• Available in Double and Bent post options

Integrated Shade

Components

Shade helps protect everyone from harmful UV rays, while offering kids a great place to cool off during those hot summer months. Shade can also extend the life of your playground, protecting the surfaces and equipment. Our array of color and fabric choices allow you to customize shades to fit your community's functional and aesthetic needs.



Pyramid Topper K P



Sail Topper K P



Umbrella Topper K P



Hexagon Topper K P

Integrated Shade

Components



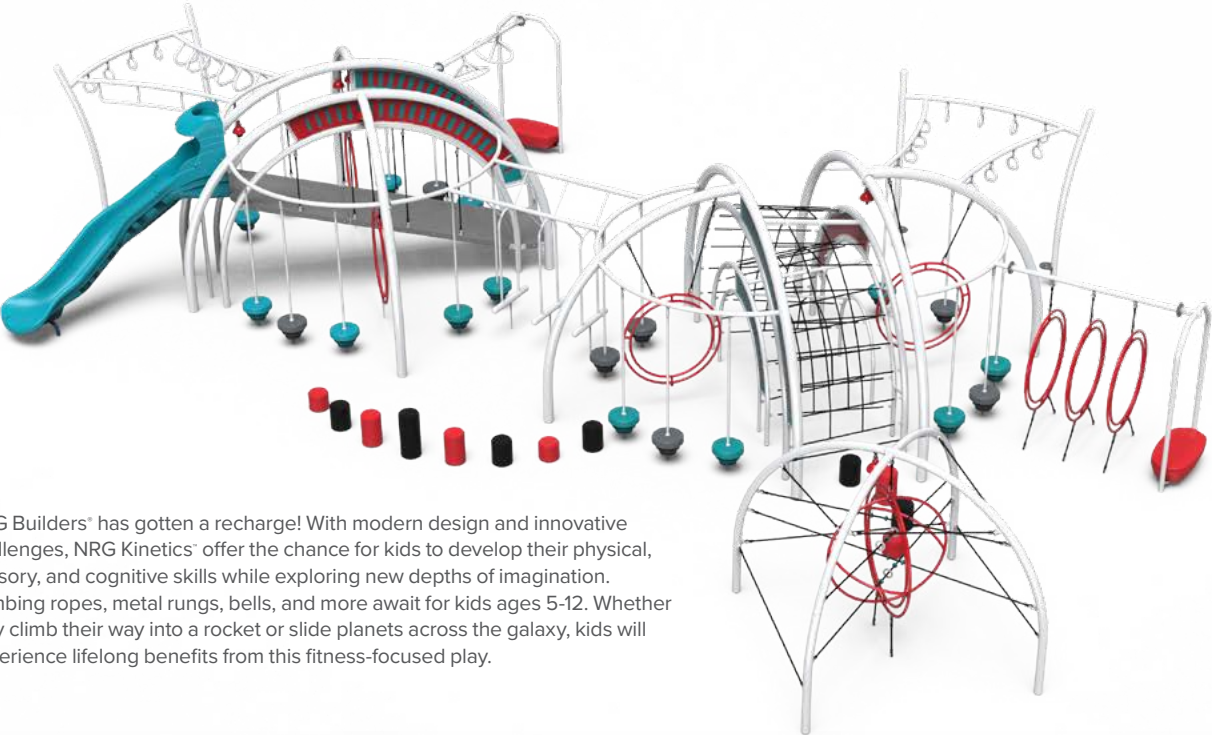
Shade Fabric Colors

 Navy Blue Shade %: 90 UV %: 94	 Royal Blue Shade %: 86 UV %: 94	 Laguna Blue Shade %: 91 UV %: 96	 Turquoise Shade %: 83 UV %: 92	 Rainforest Shade %: 89 UV %: 96	 Olive Shade %: 89 UV %: 95	 Zesty Lime Shade %: 84 UV %: 92	 Chocolate Shade %: 92 UV %: 93	 Cinnamon Shade %: 92 UV %: 94
 Arizona Shade %: 84 UV %: 92	 Desert Sand Shade %: 80 UV %: 92	 Terracotta Shade %: 84 UV %: 90	 Red Shade %: 75.3 UV %: 89.3	 Sunflower Yellow Shade %: 70 UV %: 94	 Electric Purple Shade %: 83 UV %: 91	 White Shade %: 57 UV %: 86	 Silver Shade %: 88 UV %: 93	 Black Shade %: 95 UV %: 96

Shade Fire Retardant Fabric Colors

Rated the best fire retardant shade fabrics in the industry and they tolerate exposure to harsh and extreme outdoor elements. These fabrics also conform to and exceed California's State Fire Marshall Flame-RETARDENCY Test and the NFPA701 Standard Methods of Fire tests for Flame Propagation.

 Blue Shade %: 80 UV %: 85	 Green Shade %: 80 UV %: 85	 Yellow Shade %: 80 UV %: 89	 Terracotta Shade %: 75 UV %: 82	 Desert Sand Shade %: 80 UV %: 92	 Silver Shade %: 80 UV %: 81
--	---	--	--	---	--



NRG Builders® has gotten a recharge! With modern design and innovative challenges, NRG Kinetics™ offer the chance for kids to develop their physical, sensory, and cognitive skills while exploring new depths of imagination. Climbing ropes, metal rungs, bells, and more await for kids ages 5-12. Whether they climb their way into a rocket or slide planets across the galaxy, kids will experience lifelong benefits from this fitness-focused play.



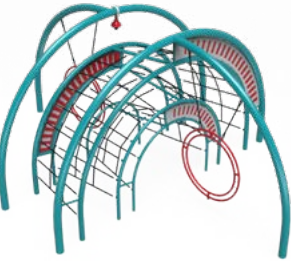
- NRG Kinetics™ Web Wall**
- 4 play events
 - Bell incorporated
 - Grid-pattern climbing ropes
 - Three Levels
 - Curved, dome-like design.



- NRG Kinetics™ Ring Challenge**
- 4 play events
 - Bell incorporated
 - Grid-pattern climbing ropes
 - Three Levels
 - Curved, dome-like design.



- NRG Kinetics™ Bell Challenge**
- 4 play events
 - Bell incorporated
 - Grid-pattern climbing ropes
 - Three Levels
 - Curved, dome-like design.



- NRG Kinetics™ Net Challenge Hub**
- 4 play events
 - Bell incorporated
 - Grid-pattern climbing ropes
 - Three Levels
 - Curved, dome-like design.



- NRG Kinetics™ Slide and Climb Hub**
- 4 play events
 - Develops proprioception
 - Inclined ramp
 - Bell incorporated



- NRG Kinetics™ Double Ring Hub**
- 2 play events
 - Grid-patterned climbing nets
 - Symmetric design



- NRG Kinetics™ Inline with Rings and Rungs**



- NRG Kinetics™ Overhead with Rings and Rungs**



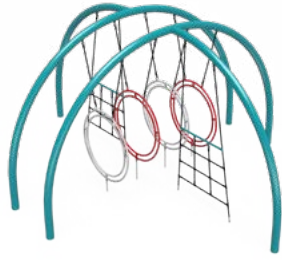
- NRG Kinetics™ Inline with Rings**



- NRG Kinetics™ Overhead Ring Trek**



- NRG Kinetics™ Triple Ring Hub**
- 2 play events
 - Grid-patterned climbing nets
 - Varied climbing paths




- NRG Kinetics™ Quad Ring Hub**
- 2 play events
 - Grid-patterned climbing nets
 - Sequential rings for imaginative play



- NRG Kinetics™ Laser Challenge Hub**
- 4 play events
 - Slidable beads
 - Crisscrossing ropes
 - Sensory bell
 - Metal rungs



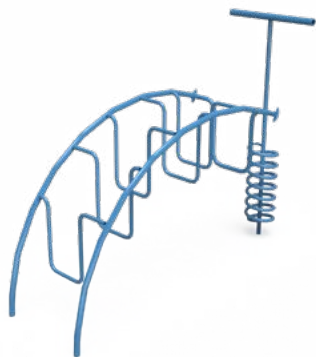
Compatible with post and platform structures, our NRG Kinetics™ are the perfect choices for phased installations.



Quantum II Slide



Taco Climb
• Rope challenge



Ocean Surge
• Climber with steps that alternate sides




Agility Pods
• "Floating" stones on moving poles
• Also available with N-R-G Freestyle Connection



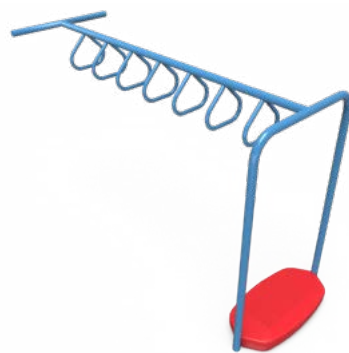
Perch Alley
• Moving linking event will challenge kids to move through, under, and around the hanging arches




Fun Wheel
• Spinning overhead wheels



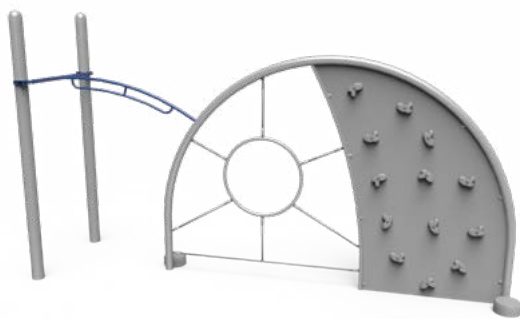
Ring Trek
• Overhead moving rings



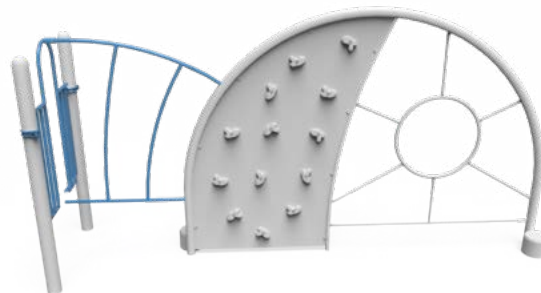
Rung Overhead
• Overhead stationary rungs wide enough to grip with both hands



Loop Challenge
• Overhead stationary loop event develops upper body strength and coordination



Overhead Link (KB to NRG)
• Stationary overhead bars to connect N-R-G and Kid Builders®



Arched Link (KB to NRG)
• Simple link climber to connect N-R-G and Kid Builders®, perfect for smaller sites



NRG Freestyle Ring Trek
• Moving overhead rings



Loop Rail
• Stationary overhead loops



Inline Rail
• Stationary overhead loops



Side Step
• Traverse from the ground to the next event



Hoop-La Traverse
• Moving, side-by-side Hoop-Las



Solo Pod
• Elevated platform used as a starting and ending point for all rail components
• Also available in Double Solo Pod



Vertical Net
• Gently moving rope climber



Hub
• Upright posts with platform and handholds for traversing and connecting multiple play events
• Available in 2 and 3 handholds



Floating Pommel
• Gently moving upright poles with climbing platforms



Versa-Climb



Spoke
• Traverse from the ground to the next event



Fun Wheel
• Moving overhead wheels



Hoop Alley



Stacked Timber Wall
• Available in single or double connection



Independent Events

- | | | | |
|------------|------------------------|------------|----------------|
| 164 | NU-Edge® Climbers | 178 | Concerto™ |
| 166 | Rope Climbers | 179 | Unlimited Play |
| 170 | Stax™ | 180 | Motion Play |
| 171 | Infinity® Climbers | 183 | Spring Riders |
| 172 | Climbers | 184 | ZoomTwist |
| 175 | NRG Builders® Climbers | 185 | Slides |
| 176 | Swings | | |

Look for this symbol to find our Little Tikes Commercial exclusive Naturtek® products. Learn more on page 46.



NU-Edge® Fun Rock - Small

• Crafted using Naturtek®; an exclusive, highly durable material that imitates the look and feel of natural elements



NU-Edge® Fun Rock - Medium

• Crafted using Naturtek®; an exclusive, highly durable material that imitates the look and feel of natural elements



NU-Edge® Fun Rock - Large

• Crafted using Naturtek®; an exclusive, highly durable material that imitates the look and feel of natural elements



NU-Edge® Crawl Log

• Crafted using Naturtek®; an exclusive, highly durable material that imitates the look and feel of natural elements



NU-Edge® Culvert Climber Small

• Crafted using Naturtek®; an exclusive, highly durable material that imitates the look and feel of natural elements



NU-Edge® Tree Stumps Birch Medium

• Also available in Tall Birch and Short Pine
 • Crafted using Naturtek®; an exclusive, highly durable material that imitates the look and feel of natural elements

PRODUCT	ITEM	AGES	USE ZONE	WEIGHT
NU-Edge® Crawl Log	200202970	2-12, 18 mo-12 yr CSA	15' 0" x 15' 0" (4.57m x 4.57m)	160 lb (73 kg)
NU-Edge® Tree Stumps Pine Short	200202720	2-12, 18 mo-12 yr CSA	14' 0" x 14' 0" (4.27m x 4.27m)	42 lb (19 kg)
NU-Edge® Tree Stumps Birch Medium	200202721	2-12, 18 mo-12 yr CSA	14' 0" x 14' 0" (4.27m x 4.27m)	42 lb (19 kg)
NU-Edge® Tree Stumps Birch Tall	200202722	5-12, 5-12 CSA	14' 0" x 14' 0" (4.27m x 4.27m)	42 lb (19 kg)
NU-Edge® Fun Rock - Large	200202735	5-12, 5-12 CSA	21' 0" x 21' 0" (6.40m x 6.40m)	646 lb (293 kg)
NU-Edge® Fun Rock - Medium	200202737	2-12, 18 mo-12 yr CSA	19' 0" x 18' 0" (5.79m x 5.49m)	293 lb (133 kg)
NU-Edge® Fun Rock - Small	200202738	2-12, 18 mo-12 yr CSA	19' 0" x 16' 0" (5.79m x 4.88m)	219 lb (99 kg)
NU-Edge® Culvert Climber Small	200203455	2-12, 18 mo-12 yr CSA	15' 0" x 15' 0" (4.57m x 4.57m)	50 lb (23 kg)



Stacked Timber Climb



Stacked Timber Balance Beam



Double Stacked Timber Climb with Net

PRODUCT	ITEM	AGES	USE ZONE	WEIGHT
Double Stacked Timber Climb with Net	200202801	5-12, 5-12 CSA	33' 0" x 19' 0" (10.06m x 5.79m)	1100 lb (499 kg)
Stacked Timber Balance Beam	200202851	2-12, 18 mo-12 yr CSA	14' 0" x 19' 0" (4.27m x 5.79m)	140 lb (63 kg)
Stacked Timber Climb 80"	200202794	5-12, 5-12 CSA	14' 0" x 20' 0" (4.27m x 6.10m)	550 lb (249 kg)
Stacked Timber Climb 64"	200202795	5-12, 5-12 CSA	14' 0" x 20' 0" (4.27m x 6.10m)	450 lb (204 kg)
Stacked Timber Climb	200202796	5-12, 5-12 CSA	14' 0" x 20' 0" (4.27m x 6.10m)	350 lb (159 kg)


Rope Climbers

Independent Events



NU-Edge® GSX

- Modern design with small footprint
- Rope and steel climbing events
- Hangout spots
- Builds balance
- Can stand alone or connect to a traditional post and platform structure

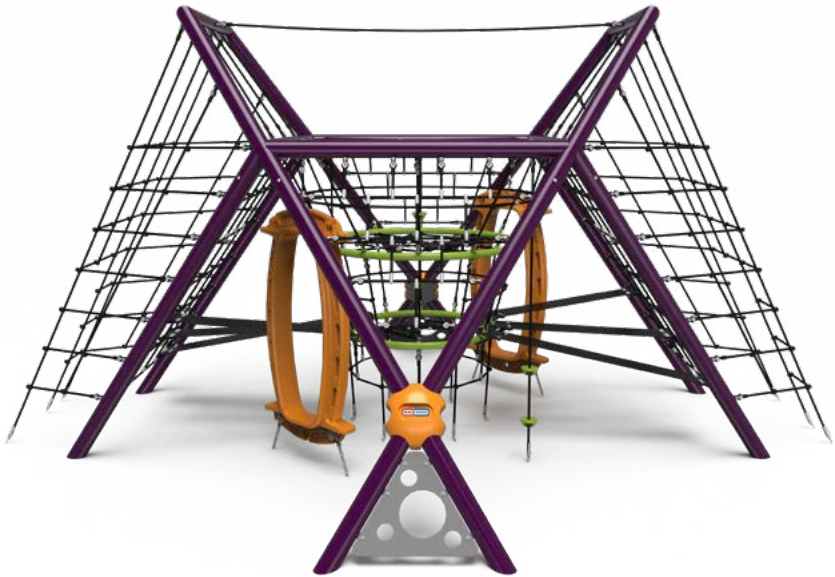


Rope Climbers

Independent Events

Grand Strand

- Dynamic crisscrossing rope designs
- Galvanized steel center rings
- Develops hand-eye coordination
- Recommended for ages 5 – 12

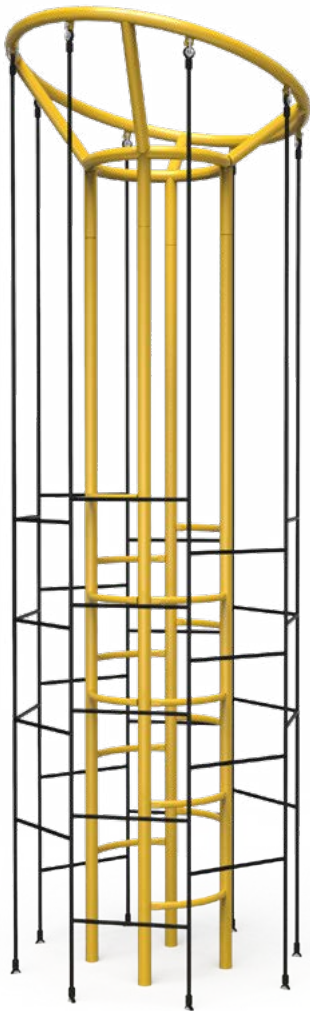


Hypar Net

PRODUCT	ITEM	AGES	USE ZONE	WEIGHT
GSX	200203662	5-12, 5-12 CSA	44' 3" x 48' 0" (13.49m x 14.63m)	4300 lb (1950 kg)
Grand Strand	200203661	5-12, 5-12 CSA	29' 5" x 34' 0" (8.97m x 10.36m)	2250 lb (1020 kg)
Hypar Net	200203424	5-12, 5-12 CSA	34' 0" x 37' 0" (10.36m x 11.28m)	3500 lb (1587 kg)

Rope Climbers

Independent Events



Sway Net
• Net and posts pivot and sway as users traverse the net



Silo Scramble
• Steel silo inside of a rope silo
• Provides a social hangout spot and a variety of play paths
• Available with Single or Double Enclosure
• Available as an independent event

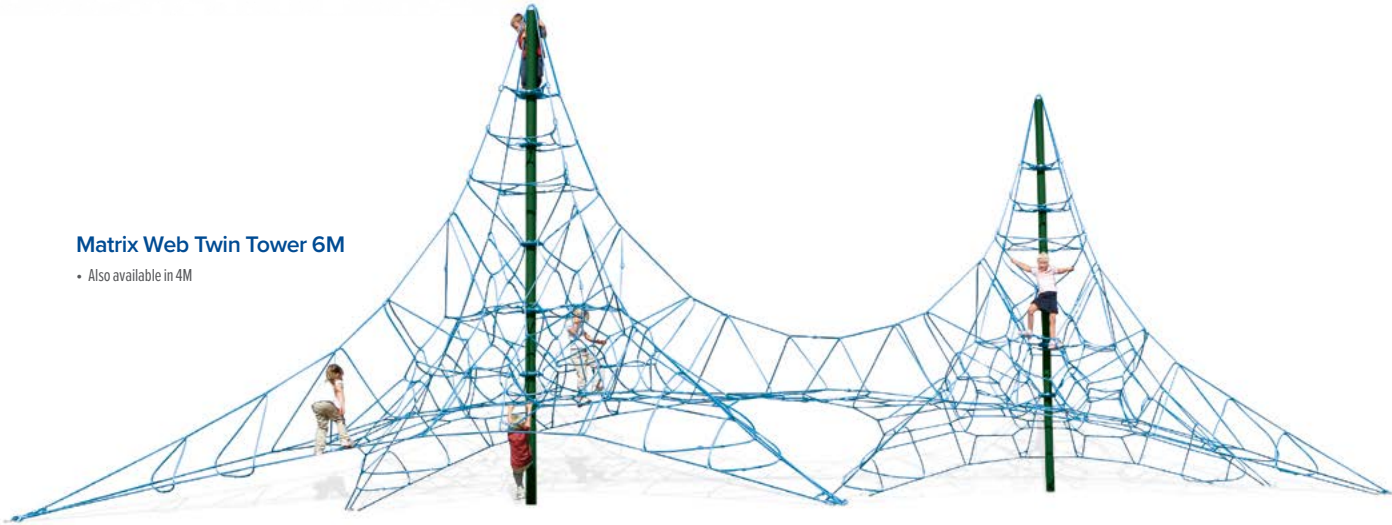


Matrix Web Single 4M
• Also available in 2M and 6M



Matrix Web Single 2M
• Also available in 4M and 6M

Matrix Web Twin Tower 6M
• Also available in 4M



Matrix Bridge Climber
• The Bridge links the 4M to our Kid Builders' structures

PRODUCT	ITEM	AGES	USE ZONE	WEIGHT
Silo Scramble	200203588	5-12, 5-12 CSA	51' 0" x 79' 0" (15.54m x 24.08m)	300 lb (136 kg)
Sway Net	200203349	5-12, 5-12 CSA	14' 0" x 34' 0" (4.27m x 10.36m)	425 lb (193 kg)

PRODUCT	ITEM	AGES	USE ZONE	WEIGHT
Matrix Bridge Climber	200201338	5-12, 5-12 CSA	24' 0" x 20' 0" (7.31m x 6.10m)	140 lb (63 kg)
Matrix Web Single 2M	200200548	5-12, 5-12 CSA	21' 0" x 21' 0" (6.40m x 6.40m)	300 lb (136 kg)
Matrix Web Single 4M	200200527	5-12, 5-12 CSA	31' 0" x 31' 0" (9.45m x 9.45m)	470 lb (213 kg)
Matrix Web Single 4M CSA	200201029	5-12, 5-12 CSA	31' 0" x 31' 0" (9.45m x 9.45m)	500 lb (227 kg)
Matrix Web Single 6M	200200528	5-12, 5-12 CSA	40' 0" x 40' 0" (12.19m x 12.19m)	550 lb (249 kg)
Matrix Web Twin Tower 4M	200200536	5-12, 5-12 CSA	38' 0" x 55' 0" (11.58m x 16.76m)	670 lb (304 kg)
Matrix Web Twin Tower 6M	200200537	5-12, 5-12 CSA	51' 0" x 79' 0" (15.54m x 24.08m)	800 lb (363 kg)



Stax Summit Tower - Freestanding

- Choose from a variety of color options
- Foot and handholds assist with climbing
- Increases strength and creativity



Stax Summit Climber - Freestanding

- Available as an independent event or as a connection to a 96" deck
- Choose up to 3 colors
- Footholds and handles assist with climbing



Stax Solo Step - Freestanding

- Cutouts offer additional footholds
- Bold color options
- Also available with handles



Stax Solo Step w/Handles - Freestanding

- Brings climbing excitement to the playground
- Accommodates 12" – 24" deck heights
- Cutouts offer additional footholds
- Optional handle
- Also available as an independent event for children ages 2-5

PRODUCT	ITEM	AGES	USE ZONE	WEIGHT
Stax Solo Step - Freestanding	200203678	2-12, 18 mo-12 yr CSA	7' 8" x 10' 2" (2.34m x 3.10m)	99 lb (45 kg)
Stax Solo Step w/Handles - Freestanding	200203681	2-12, 18 mo-12 yr CSA	7' 8" x 10' 2" (2.34m x 3.10m)	78 lb (35 kg)
Stax Summit Climber - Freestanding	200203684	5-12, 5-12 CSA	10' 2" x 10' 2" (3.10m x 3.10m)	422 lb (191 kg)
Stax Summit Tower - Freestanding	200203677	5-12, 5-12 CSA	14' 8" x 14' 8" (4.47m x 4.47m)	988 lb (448 kg)



Infinity Flex I



Infinity Loop Climber



Infinity Quad Climber



Infinity Flex II



Wings of Infinity



Infinity Web



Infinity Triple Climber

PRODUCT	ITEM	AGES	USE ZONE	WEIGHT
Infinity Flex I	200200627	5-12, 5-12 CSA	29' 0" x 25' 0" (8.84m x 7.62m)	1165 lb (528 kg)
Infinity Flex II	200200629	5-12, 5-12 CSA	29' 0" x 22' 0" (8.84m x 6.71m)	790 lb (358 kg)
Infinity Loop Climber	200200207	5-12, 5-12 CSA	28' 0" x 23' 0" (8.53m x 7.01m)	660 lb (299 kg)
Infinity Quad Climber	200200179	5-12, 5-12 CSA	22' 0" x 22' 0" (6.71m x 6.71m)	530 lb (240 kg)
Infinity Triple Climber	200200178	5-12, 5-12 CSA	22' 0" x 21' 0" (6.71m x 6.40m)	415 lb (188 kg)
Infinity Web	200200630	5-12, 5-12 CSA	28' 0" x 38' 0" (8.53m x 11.58m)	1675 lb (760 kg)
Wings of Infinity	200200615	5-12, 5-12 CSA	26' 0" x 25' 0" (7.92m x 7.62m)	825 lb (374 kg)

Climbers

Independent Events



Gibraltar Peak



Gibraltar Summit



Gibraltar Ascent



Versa Climb® 5-Section

PRODUCT	ITEM	AGES	USE ZONE	WEIGHT
Gibraltar Peak	200200522	5-12, 5-12 CSA	21' 0" x 25' 0" (6.40m x 7.62m)	2750 lb (1247 kg)
Gibraltar Summit	200200523	5-12, 5-12 CSA	23' 0" x 29' 0" (7.01m x 8.84m)	3650 lb (1655 kg)
Gibraltar Ascent	200200521	2-12, 18 mo-12 yr CSA	17' 0" x 20' 0" (5.18m x 6.10m)	1200 lb (544 kg)
Versa Climb® 5-Section	200200619	5-12, 5-12 CSA	14' 0" x 31' 0" (4.27m x 9.45m)	750 lb (340 kg)
Versa Climb® 7-Section	200200620	5-12, 5-12 CSA	14' 0" x 39' 0" (4.27m x 11.89m)	1050 lb (476 kg)
Versa Climb® Mini	200202378	2-12, 18 mo-12 yr CSA	0' 0" x 0' 0" (0.00m x 0.00m)	300 lb (136 kg)

Climbers

Independent Events



Tire Climber Half Circle

Tire Climber with Inside Seats



Tire Climber Full Circle



Four Wheeler



Steel Curved Climbing Wall With Posts



Rock Pile With Palm Trees



Hoop-La®



Rainbow Loops

PRODUCT	ITEM	AGES	USE ZONE	WEIGHT
Four Wheeler	200112154	2-12, 18 mo-12 yr CSA	17' 0" x 20' 0" (5.18m x 6.10m)	312 lb (141 kg)
Hoop-La®	200202446	5-12, 5-12 CSA	20' 0" x 18' 0" (6.10m x 5.49m)	340 lb (154 kg)
Rainbow Loops	200203348	5-12, 5-12 CSA	18' 0" x 23' 0" (5.49m x 7.01m)	250 lb (113 kg)
Rock Pile With Palm Trees	200092300	2-12, 18 mo-12 yr CSA	18' 0" x 20' 0" (5.49m x 6.10m)	472 lb (214 kg)
Steel Curved Climbing Wall With Posts	200202293	2-12, 18 mo-12 yr CSA	15' 0" x 21' 0" (4.57m x 6.40m)	250 lb (113 kg)
Tire Climber Half Circle	200203282	2-12, 18 mo-12 yr CSA	14' 0" x 17' 0" (4.27m x 5.18m)	115 lb (52 kg)
Tire Climber with Inside Seats	200203283	2-12, 18 mo-12 yr CSA	14' 0" x 17' 0" (4.27m x 5.18m)	145 lb (66 kg)
Tire Climber Full Circle	200203284	2-12, 18 mo-12 yr CSA	17' 0" x 17' 0" (5.18m x 5.18m)	145 lb (66 kg)

Climbers

Independent Events



Tikes Peak

Shown with custom shade.



Candid of Tikes Peak with Mountain Roof



Vertical Chain Net Climber



Worm Climber



Tikes of Steel

PRODUCT	ITEM	AGES	USE ZONE	WEIGHT
Tikes of Steel	200200103	5-12, 5-12 CSA	20' 0" x 23' 0" (6.10m x 7.01m)	420 lb (190 kg)
Vertical Chain Net Climber 4'	200201118	2-12, 18 mo-12 yr CSA	17' 0" x 13' 0" (5.18m x 3.96m)	37 lb (17 kg)
Vertical Chain Net Climber 5'	200201119	2-12, 18 mo-12 yr CSA	17' 0" x 13' 0" (5.18m x 3.96m)	40 lb (18 kg)
Vertical Chain Net Climber 6'	200201120	2-12, 18 mo-12 yr CSA	17' 0" x 13' 0" (5.18m x 3.96m)	43 lb (20 kg)
Worm Climber	200202244	5-12, 5-12 CSA	17' 0" x 15' 0" (5.18m x 4.57m)	150 lb (68 kg)

NRG Builders® Climbers

Independent Events

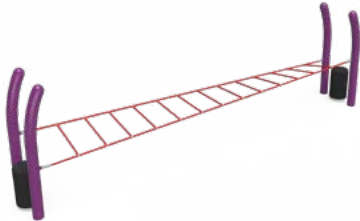
NRG Builders® are easy to assemble and offer a variety of interchangeable play events. No other modern play system gives you the freedom to build the playgrounds that kids dream about.



NRG Double Web Crawler



Grand Canyon



NRG Floating Ladder



Hogs Back

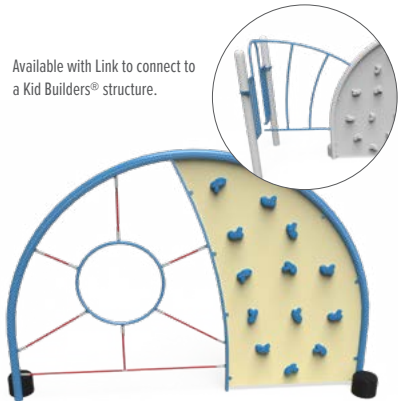


Hoop Alley



NRG Hammock

Available with Link to connect to a Kid Builders® structure.



Bermuda Triangle



Giants Causeway



Ross Ice Shelf



Klondike

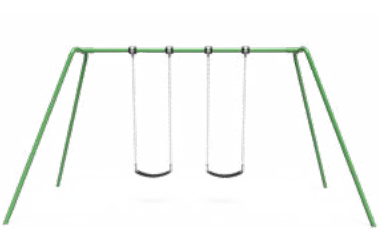


Magellan Straights


PRODUCT	ITEM	AGES	USE ZONE	WEIGHT
Bermuda Triangle	200201113	5-12, 5-12 CSA	14' 0" x 24' 0" (4.27m x 7.31m)	245 lb (111 kg)
Giants Causeway	200201111	5-12, 5-12 CSA	14' 0" x 24' 0" (4.27m x 7.31m)	120 lb (54 kg)
Grand Canyon	200201106	5-12, 5-12 CSA	14' 0" x 26' 0" (4.27m x 7.92m)	181 lb (82 kg)
Hogs Back	200201115	5-12, 5-12 CSA	18' 0" x 26' 0" (5.49m x 7.92m)	260 lb (118 kg)
Hoop Alley	200201116	5-12, 5-12 CSA	16' 0" x 29' 0" (4.88m x 8.84m)	220 lb (100 kg)
Klondike	200201112	5-12, 5-12 CSA	24' 0" x 24' 0" (7.31m x 7.31m)	180 lb (82 kg)
Link to KidBuilders®	200201041	5-12, 5-12 CSA	17' 0" x 15' 0" (5.18m x 4.57m)	85 lb (39 kg)
Magellan Straights	200201109	5-12, 5-12 CSA	16' 0" x 17' 0" (4.88m x 5.18m)	40 lb (18 kg)
NRG Double Web Crawler	200201868	5-12, 5-12 CSA	21' 0" x 21' 0" (6.40m x 6.40m)	300 lb (136 kg)
NRG Floating Ladder	200201107	5-12, 5-12 CSA	14' 0" x 26' 0" (4.27m x 7.92m)	181 lb (82 kg)
NRG Hammock	200201869	2-12, 18 mo-12 yr CSA	24' 0" x 24' 0" (7.31m x 7.31m)	300 lb (136 kg)
Ross Ice Shelf	200201110	5-12, 5-12 CSA	14' 0" x 18' 0" (4.27m x 5.49m)	60 lb (27 kg)
Web Crawler	200201117	5-12, 5-12 CSA	14' 0" x 24' 0" (4.27m x 7.31m)	145 lb (66 kg)

Swings

Independent Events



Standard Swings



MaxPlay® Swings



Swings

- Available in 7' height, single bays only



5" Arch Swing



3.5" Arch Swing



5" Arch Swing

PRODUCT	ITEM	AGES	USE ZONE	WEIGHT
3.5" Arch Swing 2 Seat	LT0930	2-12	32' 0" x 23' 7" (9.75m x 7.19m)	286 lb (130 kg)
5" Arch Swing 2 Seat	LT0931	2-12	32' 0" x 23' 7" (9.75m x 7.19m)	379 lb (172 kg)
3.5" Arch Swing 2 Seat, Add-a-Bay	LT0932	2-12	32' 0" x 11' 3" (9.75m x 3.43m)	179 lb (81 kg)
5" Arch Swing 2 Seat, Add-a-Bay	LT0933	2-12	32' 0" x 11' 3" (9.75m x 3.43m)	226 lb (102 kg)
3.5" Arch Swing 1 Seat	LT0934	2-12	32' 0" x 19' 9" (9.75m x 6.02m)	260 lb (118 kg)
5" Arch Swing 1 Seat	LT0935	2-12	32' 0" x 19' 9" (9.75m x 6.02m)	353 lb (160 kg)
3.5" Arch Swing 1 Seat, Add-a-Bay	LT0936	2-12	32' 0" x 7' 3" (9.75m x 2.21m)	154 lb (70 kg)
5" Arch Swing 1 Seat, Add-a-Bay	LT0937	2-12	32' 0" x 7' 3" (9.75m x 2.21m)	201 lb (91 kg)
3.5" Arch Swing 2 Seat, with Anti-wrap	LT0942	2-12	32' 0" x 23' 7" (9.75m x 7.19m)	302 lb (137 kg)
5" Arch Swing 2 Seat, with Anti-wrap	LT0943	2-12	32' 0" x 23' 7" (9.75m x 7.19m)	395 lb (179 kg)
3.5" Arch Swing 2 Seat, Add-a-Bay, with Anti-wrap	LT0944	2-12	32' 0" x 7' 3" (9.75m x 2.21m)	196 lb (89 kg)
5" Arch Swing 2 Seat, Add-a-Bay, with Anti-wrap	LT0945	2-12	32' 0" x 7' 3" (9.75m x 2.21m)	243 lb (110 kg)
3.5" Arch Swing 1 Seat, with Anti-wrap	LT0946	2-12	32' 0" x 19' 9" (9.75m x 6.02m)	268 lb (122 kg)
5" Arch Swing 1 Seat, with Anti-wrap	LT0947	2-12	32' 0" x 19' 9" (9.75m x 6.02m)	361 lb (164 kg)
3.5" Arch Swing 1 Seat, Add-a-Bay, with Anti-wrap	LT0948	2-12	32' 0" x 7' 3" (9.75m x 2.21m)	162 lb (73 kg)
5" Arch Swing 1 Seat, Add-a-Bay, with Anti-wrap	LT0949	2-12	32' 0" x 7' 3" (9.75m x 2.21m)	209 lb (95 kg)
Swings	200006970	2-12, 18 mo-12 yr CSA	28' 0" x 25' 0" (8.53m x 7.62m)	428 lb (194 kg)
Standard Swings Kid Builder	200096595	2-12, 18 mo-12 yr CSA	32' 0" x 29' 0" (9.75m x 8.84m)	178 lb (81 kg)
MaxPlay® Swings	200096626	2-12, 18 mo-12 yr CSA	32' 0" x 24' 0" (9.75m x 7.31m)	246 lb (112 kg)

Anti-Wrap Over Swing Bearings available on swings to prevent them from wrapping around the beam and allow for chain length adjustments.

U.S. Patent #6,123,480



Generation Swing Seat



Belt Swing Seat



Tot Swing Seat



Inclusive Seat

- Available on 8' and 10' height swings
- Five point safety harness sold separately



Mirage Seat



Team Swing

- Team swing rope only available in red (custom paint shown)



Raft Swing

- Raft swing rope only available in red



Tire Swing

- Choose from any post and accent color
- Tire available in Light Gray, Cobalt, Forest, and Red

PRODUCT	ITEM	AGES	CHILD CAPACITY	USE ZONE	WEIGHT
Generation Swing Seat	200203423	2-12, 18 mo-12 yr CSA	2	32' 0" x 24' 0" (9.75m x 7.31m)	27 lb (12 kg)
Inclusive Seat	200203433	2-12, 18 mo-12 yr CSA	1	32' 0" x 24' 0" (9.75m x 7.31m)	45 lb (20 kg)
Mirage Seat	188MIRAGE	2-12, 18 mo-12 yr CSA	1	32' 0" x 24' 0" (9.75m x 7.31m)	40 lb (18 kg)
Raft Swing	200202838	2-12, 18 mo-12 yr CSA	4	28' 0" x 25' 0" (8.53m x 7.62m)	620 lb (281 kg)
Team Swing	200202839	5-12, 5-12 CSA	4	26' 0" x 28' 0" (7.92m x 8.53m)	620 lb (281 kg)
Tire Swing	200200786	5-12, 5-12 CSA	2	29' 0" x 22' 0" (8.84m x 6.71m)	428 lb (194 kg)

Swings

Independent Events



Chimes



Vibes



Small Cabasa



Medium Cabasa



Large Cabasa



Five Congas



Three Congas



Two Congas

PRODUCT	ITEM	AGES	WEIGHT
Chimes	200203437	2-12, 18 mo-12 yr CSA	110 lb (50 kg)
Vibes	200203438	2-12, 18 mo-12 yr CSA	100 lb (45 kg)
Small Cabasa	200203439	2-12, 18 mo-12 yr CSA	50 lb (23 kg)
Medium Cabasa	200203440	2-12, 18 mo-12 yr CSA	60 lb (27 kg)
Large Cabasa	200203441	2-12, 18 mo-12 yr CSA	70 lb (32 kg)
Five Congas	200203444	2-12, 18 mo-12 yr CSA	70 lb (32 kg)
Three Congas	200203443	2-12, 18 mo-12 yr CSA	55 lb (25 kg)
Two Congas	200203442	2-12, 18 mo-12 yr CSA	45 lb (20 kg)



Unlimited Play® Quiet Grove

- Provides a place where a child and parent can focus and relax.
- Field tested sound reduction.
- Five different play activities give children options to regroup.
- Calming environment can accommodate any user
- Add to any existing playground to make it more inclusive.



Unlimited Play® Turnabout Spinner

- Inclusive spinner for people of all ages and ability
- Ground level entry point enables people who use wheelchairs to roll effortlessly onto the equipment



Unlimited Play® Rail-Rider - Accessible

PRODUCT	ITEM	AGES	USE ZONE	WEIGHT
Unlimited Play® Rail-Rider	200203482	5-12, 5-12 CSA	37' 1" x 51' 10" (11.30m x 15.80m)	2200 lb (998 kg)
Unlimited Play® Rail-Rider - Accessible	200203485	5-12, 5-12 CSA	24' 4" x 51' 10" (7.42m x 15.80m)	1100 lb (499 kg)
Unlimited Play® Rail-Rider - Accessible Add-on	200203486	5-12, 5-12 CSA	12' 4" x 51' 10" (3.76m x 15.80m)	800 lb (363 kg)
Unlimited Play® Rail-Rider - Standard	200203483	5-12, 5-12 CSA	24' 4" x 51' 10" (7.42m x 15.80m)	1300 lb (590 kg)
Unlimited Play® Rail-Rider - Standard Add-on	200203484	5-12, 5-12 CSA	12' 4" x 51' 10" (3.76m x 15.80m)	1000 lb (454 kg)
Unlimited Play® Turnabout Spinner	200203510	2-12, 18 mo-12 yr CSA	25' 0" x 25' 0" (7.62m x 7.62m)	850 lb (385 kg)
Unlimited Play® Quiet Grove	200203609	-	-	570 lb (259 kg)



Revolution Inclusive Spinner

- Designed with 2 saddle seats and 2 inclusive bucket seats (with harness attachment locations)
- Accommodates up to 10 users on inner/outer platform and in seats
- Integrated handles for balance when sitting/standing
- Transfer height for easy access



Surface Spinner

- In-ground design for easy transfer
- Space for 2 wheelchair users
- Small seat with divider for caregivers/children
- Sloping handrails for different user heights




Team Totter

- Accommodates up to 8 users
- 2 seating options available
- Additional back support option available
- Custom colors shown

Together Glider

- Includes two seats for caregivers or additional riders
- Handholds for added safety
- 70 sq.ft. of deck surface provides ample room for wheelchairs



Maypole



See-Saw Snake



Rock'N Ship Glider

- Wheelchair accessible glider meets all safety standards
- 70 sq.ft. of deck surface provides ample room for wheelchairs, plus several more shipmates!
- Can be an independent event or linked to a KidBuilders® play system
- Requires added ramp for wheelchair access



Mantis

- Available in 65'7" and 98'5" lengths.

PRODUCT	ITEM	AGES	USE ZONE	WEIGHT
Revolution Inclusive Spinner	200203413	2-12, 18 mo-12 yr CSA	21' 0" x 21' 0" (6.4m x 6.4m)	1000 lb (454 kg)
Rock'N Ship Glider	200202581	2-12, 18 mo-12 yr CSA	27' 0" x 36' 0" (8.23m x 10.97m)	1950 lb (884 kg)
Together Glider	200203654	2-12, 18 mo-12 yr CSA	25' 0" x 21' 0" (7.62m x 6.40m)	1630 lb (739 kg)

PRODUCT	ITEM	AGES	USE ZONE	WEIGHT
Mantis 20M	200203287	5-12, 5-12 CSA	23' 0" x 96' 0" (7.01m x 29.26m)	1910 lb (866 kg)
Mantis 30M	200203288	5-12, 5-12 CSA	23' 0" x 129' 0" (7.01m x 39.32m)	1910 lb (866 kg)
Maypole	200201376	5-12, 5-12 CSA	17' 0" x 17' 0" (5.18m x 5.18m)	222 lb (101 kg)
See-Saw Snake	200007469	2-12, 18 mo-12 yr CSA	14' 0" x 40' 0" (4.27m x 12.19m)	492 lb (223 kg)
Surface Spinner	200203481	2-12, 18 mo-12 yr CSA	26' 0" x 26' 0" (7.92m x 7.92m)	1000 lb (454 kg)
Team Totter	200203388	2-12, 18 mo-12 yr CSA	15' 0" x 22' 0" (4.57m x 6.71m)	3840 lb (174 kg)

Motion Play

Independent Events

Spring Riders

Independent Events



Stand 'N Spin



Wobble Sphere



Jack Hammer



Lola the Snail



Nectar the Bee



Gallagher the Grasshopper



Raft Rider



Freestyler



Dragonfly



Scarlet the Ladybug



Whale Spring Rider



Horse Spring Rider



Spin Rocker



Solo Spinner



Pogo Pod



ATV Spring Rider



Bulldozer Spring Rider



Four-Seat Teeter with Bubble Top

• Also available with Plain Top

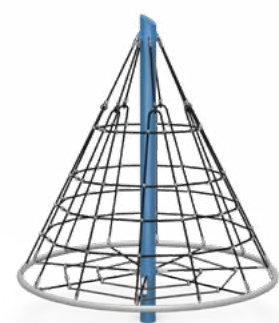
PRODUCT	ITEM	AGES	USE ZONE	WEIGHT
Dragonfly	100011361	5-12, 5-12 CSA	16' 0" x 20' 0" (4.88m x 6.10m)	240 lb (109 kg)
Freestyler	8030566	5-12, 5-12 CSA	24' 0" x 48' 0" (7.31m x 14.63m)	400 lb (181 kg)
Jack Hammer	200201314	5-12, 5-12 CSA	14' 0" x 14' 0" (4.27m x 4.27m)	60 lb (27 kg)
Pogo Pod	200202474	5-12, 5-12 CSA	14' 0" x 14' 0" (4.27m x 4.27m)	20 lb (9 kg)
Raft Rider	200202828	2-12, 18 mo-12 yr CSA	16' 0" x 18' 0" (4.88m x 5.49m)	130 lb (59 kg)
Solo Spinner	200201870	2-12, 18 mo-12 yr CSA	14' 0" x 14' 0" (4.27m x 4.27m)	38 lb (17 kg)
Spin Rocker	8030565LT	2-12, 18 mo-12 yr CSA	16' 0" x 16' 0" (4.88m x 4.88m)	440 lb (200 kg)
Stand 'N Spin	200201539	5-12, 5-12 CSA	14' 0" x 14' 0" (4.27m x 4.27m)	118 lb (54 kg)
Wobble Sphere	200203198	5-12, 5-12 CSA	17' 0" x 17' 0" (5.18m x 5.18m)	175 lb (79 kg)

PRODUCT	ITEM	AGES	USE ZONE	WEIGHT
Lola the Snail	M00000963	2-12, 18 mo-12 yr CSA	17' 0" x 14' 0" (5.18m x 4.27m)	55 lb (25 kg)
Nectar the Bee	M00000961	2-12, 18 mo-12 yr CSA	18' 0" x 16' 0" (5.49m x 4.88m)	118 lb (54 kg)
Gallagher the Grasshopper	M00000962	2-12, 18 mo-12 yr CSA	17' 0" x 14' 0" (5.18m x 4.27m)	130 lb (59 kg)
Scarlet the Ladybug	M00000960	2-12, 18 mo-12 yr CSA	17' 0" x 16' 0" (5.18m x 4.88m)	108 lb (49 kg)
Whale Spring Rider	200007460	2-12, 18 mo-12 yr CSA	14' 0" x 16' 0" (4.27m x 4.88m)	88 lb (40 kg)
Horse Spring Rider	200007457	2-12, 18 mo-12 yr CSA	13' 0" x 15' 0" (3.96m x 4.57m)	62 lb (28 kg)
ATV Spring Rider	200007463	2-12, 18 mo-12 yr CSA	14' 0" x 15' 0" (4.27m x 4.57m)	76 lb (34 kg)
Bulldozer Spring Rider	200007464	2-12, 18 mo-12 yr CSA	14' 0" x 15' 0" (4.27m x 4.57m)	66 lb (30 kg)
Four-Seat Teeter with Bubble Top	200007461	2-12, 18 mo-12 yr CSA	16' 0" x 16' 0" (4.88m x 4.88m)	91 lb (41 kg)
Four-Seat Teeter with Plain Top	200007462	2-12, 18 mo-12 yr CSA	16' 0" x 16' 0" (4.88m x 4.88m)	91 lb (41 kg)

ZoomTwist

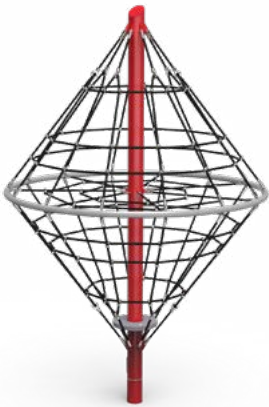
Independent Events

Choose from four different models—each one provides a different level of challenge. For a more inclusive play experience, choose ZoomTwist Duplex, so everyone can join in on the fun!



ZoomTwist

- Spinning increases learning potential, spatial awareness, and rhythm.



ZoomTwist Diamond

- Multiple angles provide added challenge.
- Utilizes arm, leg, and core strength.
- Engages a child's balance and hand-eye coordination.



ZoomTwist with Floor

- Spinning increases learning potential, spatial awareness, and rhythm.



ZoomTwist Duplex

- Kids can climb inside the structure
- Has an opening to encourage inclusive play
- Tallest of the four models
- Accommodates up to 14 users

PRODUCT	ITEM	AGES	USE ZONE	WEIGHT
ZoomTwist Diamond	200203548	5-12, 5-12 CSA	18' 10" x 18' 10" (5.74m x 5.74m)	246 lb (112 kg)
ZoomTwist Duplex	200203549	5-12, 5-12 CSA	19' 10" x 19' 10" (6.04m x 6.04m)	486 lb (220 kg)
ZoomTwist with Floor	200203546	5-12, 5-12 CSA	18' 10" x 18' 10" (5.74m x 5.74m)	345 lb (156 kg)
ZoomTwist	200203547	5-12, 5-12 CSA	18' 10" x 18' 10" (5.74m x 5.74m)	196 lb (89 kg)



6' Freestanding Wave Slide



One-Piece Play Builders Spiral Slide



Independent Hypersonic Slide

- Available in multiple heights



Independent Quantum II Slide

- Available in 5' and 6' heights

PRODUCT	ITEM	AGES	USE ZONE	WEIGHT
6' Freestanding Wave Slide	200203667	2-122-12, (18 mo-12 yr CSA)	17' 0" x 26' 6"	-
One-Piece Play Builders Spiral Slide	200122445	2-12, 18 mo-12 yr CSA	21' 0" x 16' 0" (6.40m x 4.88m)	645 lb (293 kg)
Independent Hypersonic Slide	200203668	5-12, 5-12 CSA	17' 0" x 34' 0" (5.18m x 10.36m)	255 lb (116 kg)
Independent Quantum II Slide	200203291	2-12, 18 mo-12 yr CSA	16' 0" x 27' 0" (4.88m x 8.23m)	250 lb (113 kg)

Slides

Independent Events



Site Amenities

- 187

Picnic Tables
- 188

Benches
- 189

Accessories
- 190

Play Shade

Picnic Tables & Receptacles

Site Amenities

Our commercial site amenities help you create the ultimate welcoming space. Choosing the right picnic tables, benches, grills, bike racks, and trash receptacles is essential to make your recreational area appealing to visitors. And with three lines – Recycled Plastic, Steel, and Contemporary – you can be sure to find the options that are right for you.

To see all of our site amenities, visit LittleTikesCommercial.com/Site-Amenities



6' Recycled Plastic Picnic Table - Portable



ADA 8' Recycled Plastic Picnic Table - Portable



Square Recycled Plastic Table with Two Seats - Surface Mount



7' Individual Seat Table



Portable Eight-Bike Rack



Multi-Bike Squiggle In-Ground



32 Gallon Recycled Plastic Receptacle with Liner



Traditional 32 Gallon Receptacle - Diamond



Receptacle tops available in Recycle Flat Top, Trash Dome Top, and Recycle Dome Top.

Benches
Site Amenities




6' Recycled Plastic Contemporary Bench with Back



6' Recycled Plastic Plank Bench with Back - Portable



6' Recycled Plastic Plank Bench without Back - Portable



6' Contemporary Bench without Back



6' Buddy Bench with Back - Perforated



6' Contemporary Bench with Back



6' Backless Bench



8' Bench with Back - Diamond - Portable

To view more site amenities, visit [LittleTikesCommercial.com/Site-Amenities](https://www.LittleTikesCommercial.com/Site-Amenities)

Accessories
Site Amenities



Dog Crawl Tunnel



Dog Pentagon Hurdle



Welcome Sign

- Make your playground more inviting with this fun welcome sign
- Available in ages 2-5, 2-12, and 5-12
- Also available in Spanish and French/English



PlaySoleil™

- Solar-powered
- Easy-to-install
- Cost-effective
- Does not produce light pollution



Dog Agility Weave Poles



Dog Fire Hydrant



Dog Triple Hoops



Dog Steppers



Vandal-Resistant Firebox



Fire Ring

- Also available as an Adjustable Grate Fire Ring. See our website or your local representative for more information.



KidTimbers® Border Panels & End Caps

- Available lengths: 2' (.6M), 6' (1.8M)
- Double wall rotationally molded to maximize structural integrity
- Available in standard black, premium tan, or red
- Black timber made from 100% pre-consumer recycled plastic



Accessible Wheelchair Ramps

- Widest ramp available in the industry
- Two models available: standard and injected foam for a more rigid surface
- Double ramp also available

Play Shade

Site Amenities



Make your playground even more appealing with shade! Shade makes recreational spaces more comfortable for guests, and it extends the life of playground equipment and amenities, so you can be sure your investment will last for years to come.

Our play shades come in eight different styles, and each style is available in multiple sizes. Choose from over 20 post and fabric colors to customize your play shade to your play space (See page 199).

For more info on Play Shade, visit LittleTikesCommercial.com/Shade



Single Post Pyramid Play Shade

- Provides up to 260 square feet (24,2m) of coverage with a single column.
- Ideal solution for areas where shade is needed but space is limited, such as seating or dining areas.
- Choose from embedded or recessed base plate mounting styles, and standard or quick release options.
- Shade fabric is available in original or fire-resistant versions.
- Available sizes are 12' x 12', 14' x 14', 16' x 16' (3,7x3,7m; 4,2x4,2m; 4,9x4,9m).
- Available entry height options are 8' or 10' (2,4m or 3,1m).



Two Post Hip Play Shade

- Our most cost-effective option, providing up to 308 square feet of shade from two columns.
- Choose from embedded or recessed base plate mounting styles, and standard or quick release options.
- Shade fabric is available in original or fire-resistant versions.
- Available sizes are 10' x 16' or 14' x 22' (3,1x4,9m or 4,2x6,7m), both with an entry height of 8' (2,4m).



Full Cantilever Play Shade

- A great option for areas that need extensive shade coverage, free from columns, such as large play structures or bleachers.
- This style features embedded or recessed base plate mounting.
- Shade fabric is available in original or fire resistant versions.
- Available sizes are 10' x 12' (3,1m x 3,7m) or 10' x 20' (3,1m x 6,1m).
- Available entry height options are 8' (2,4m) or 10' (3,1m).



Single Post Pyramid Cantilever Play Shade

- Offers all the benefits of the traditional Single Post Pyramid, and provides a shaded area free from columns.
- Choose from embedded or recessed base plate mounting styles, and standard or quick release options.
- Shade fabric is available in original or fire-resistant versions.
- Available sizes are 12' x 12', 14' x 14' or 16' x 16' (3,7x3,7m; 4,2x4,2m; or 4,9x4,9m), all with an entry height of 8' (2,4m).

Play Shade

Site Amenities



Hip Joined Play Shade

- Features the clean, straight lines of our traditional Hip Play Shade, while sharing steel posts with adjoining shades to reduce the number of columns and increase the shaded footprint.
- Perfect for areas that need more extensive coverage, such as spaces with large play structures. Choose from embedded or recessed base plate mounting styles, and standard or quick release options.
- Shade fabric is available in original or fire-resistant versions.



Mariner Pyramid Play Shade

- Provides the same amount of shade as our Hip and Pyramid Shade options, and features a distinctive overlapping fabric design for a more sophisticated aesthetic.
- Perfect for any outdoor space with a large play structure or dining/seating.
- Choose from embedded or recessed base plate mounting styles.
- Also available in a 20' x 20' x 12' (6,1m x 6,1m x 3,7m) option.



Hip Play Shade

- Features clean, straight lines and is one of the most commonly used styles for shading large play structures.
- Choose from embedded or recessed base plate mounting styles, and standard or quick release options.
- Shade fabric is available in original or fire-resistant versions.
- Available sizes are 10' x 20', 15' x 25', 18' x 36', 20' x 24', 20' x 30', 20' x 34', 24' x 30', 24' x 40', or 30' x 40' (3,1x6,1m; 4,6x7,6m; 5,5x11m; 6,1x7,3m; 6,1x9,2m; 6,1x10,4m; 7,3x9,2m; 7,3x12,2m; or 9,2x12,2m).
- Available entry height options are 8', 10', or 12' (2,4m; 3,1m; or 3,7m).



Pyramid Play Shade

- A four-post solution for play spaces that need extensive coverage.
- Features a classic square, peaked roofline.
- Choose from embedded or recessed base plate mounting styles, and standard or quick release options.
- Shade fabric is available in original or fire-resistant versions.
- Available sizes are 10' x 10', 14' x 14', 20' x 20', 24' x 24', or 30' x 30' (3,1x3,1m; 4,2x4,2m; 6,1x6,1m; 7,3x7,3m; or 9,2x9,2m).
- Available entry height options are 8', 10', or 12' (2,4m; 3,1m; or 3,7m).

Shade structures have not been tested for CPSIA / ASTM compliance. All of our shade products are designed to withstand nominal wind loads of 90 mph (144,84 kph) with appropriate footing. To extend the life of shade in snowy regions, the shade must be removed for winter.

Warranty

Why Little Tikes Commercial

Little Tikes Commercial warrants its products against structural failure due to defects in materials and workmanship for the warranty periods and material categories prescribed below.

Buyer agrees that products sold by PPLT Farmington, Inc. (PlayPower Little Tikes Commercial) carry only the following warranties:

1. LIMITED WARRANTY FOR AS LONG AS YOU OWN THE PRODUCT: Aluminum deck posts, steel deck posts, stainless steel hardware, cast aluminum parts, and KidBuilder® steel clamps

2. LIMITED FIFTEEN (15) YEAR WARRANTY: All rigid steel playground components, decks, steps, and weldments, rotationally molded and sheet plastic components, plastic lumber, roof panels, and stainless steel slides, except as otherwise specified below.

3. LIMITED TEN (10) YEAR WARRANTY: Fabric shade steel frames, Naturtek™ products, Shadesure™ and Colourshade FR fabrics (Note Exception: Limited Five (5) Year Warranty on Shadesure™ fabrics in colors Red, Yellow, Electric Purple, Zesty Lime, Cinnamon, and Olive.)

4. LIMITED EIGHT (8) YEAR WARRANTY:

- Fiberglass signage, precast PolyFiberCrete or precast concrete products.

- Integrated Shade fabric and components against rot, UV deterioration and defects in materials and workmanship (Note Exception: Limited Three (3) Year Warranty for fabric in shade of red).

5. LIMITED FIVE (5) YEAR WARRANTY:

- Clever Climbers™ products, including, but not limited to polyethylene slides, enclosures, main structure, decks, and plastic components.

- PVC coating against cracking or peeling.

- Park and Site Amenities (i.e. benches, tables, trash receptacles, etc.).

- GFRP (Glass Fiber Reinforced Polymer) Products.

- Steel core cable nets and rope fittings and connections (Note Exception: Warranty does not cover normal wear and tear such as fraying or facing of cable coating).

- Accessible swing seats latch and hinge mechanism.

6. LIMITED THREE (3) YEAR WARRANTY: KidTiles, Playground Sculptures, products flexible belting, plastic border timbers and accessories, and electronic panel speakers, sound chips, and circuit boards.

7. LIMITED ONE (1) YEAR WARRANTY:

- Learning Lab Sensory Tables and Tot Tree plastic components.

- Swing Seats unless otherwise noted.

- All other products, components and custom pieces that are not specifically listed above, including, without limitation, all moving parts, such as swing hangers and bearings, swivels, chains, whirls, springs and flexible components, and all high wear items, such as trolleys, cables, wheels, and bumper stops related to rail and cable ride products.

LIMITED SIX (6) MONTH WARRANTY:

- PlaySoleil™ solar-powered light.

BUYER'S REMEDY: If any products prove defective or non-conforming under normal use and within the above-prescribed warranty periods and material categories, Buyer must promptly notify Little Tikes Commercial in writing at 878 E. Hwy 60, Monett, MO 65708 USA. Little Tikes Commercial does not warranty that any particular color will be available for any period of time, and reserves the right to discontinue any color for any reason, without recourse by the Purchaser or Owner of the discontinued color. Little Tikes Commercial may elect to inspect the alleged defect at Buyer's site or at Little Tikes Commercial's facility. Buyer shall not return products to Little Tikes Commercial unless authorized by Little Tikes Commercial to do so. Authorized returns must be properly packaged and shipped prepaid and insured, at Buyer's expense. Upon verification of warranty coverage, Little Tikes Commercial may elect, in its sole discretion, to repair defective or non-conforming products, or replace them by delivering products or part(s) of similar functionality free of charge to the site. Little Tikes Commercial's limited warranties do not cover the cost of labor to remove defective or non-conforming part(s) or to install repaired or replacement part(s). By use of these limited warranties, Buyer accepts their terms and limitations, and waives any rights it would otherwise have to claim or assert that such warranties fail of their essential purpose. Buyer agrees that venue for any court action to enforce these limited warranties shall be in Barry or Greene Counties in the State of Missouri.

LIMITATIONS: All warranty periods begin on the date of Little Tikes Commercial's invoice. Repaired and/or replacement part(s) are warranted only for the balance of the original limited warranty period. Warranties extend only to the original Buyer/end user for products purchased from Little Tikes Commercial or a Little Tikes Commercial authorized reseller and are not transferable.

Warranties apply only to Little Tikes Commercial products that are erected and installed in conformance with Little Tikes Commercial's installation instructions, and that are maintained and inspected in conformance with Little Tikes Commercial maintenance and operational instructions.

Unless manufactured with coastal coatings, product installed within 500 yards of a saltwater shoreline will only be covered for half the period of the standard product warranty for defects caused by corrosion.

Warranties specifically do not cover Little Tikes Commercial products:

- for cosmetic damage or flaws occurring under normal use, such as surface scratches, minor chips, hairline cracks, dents, marring, efflorescence, color fade (except for shade fabric as noted above), discoloration, corrosion/rust, fraying, or warping of recycled plastic lumber; that have been modified, altered, or repaired by unauthorized third parties;

- that have not been used as designed or intended, or misused;

- to which non-Little Tikes Commercial parts have been added or substituted;

- that have been removed from their original location and re-installed elsewhere, without pre-approval by Little Tikes Commercial;

- or that have been damaged due to excessive wear and tear, vandalism, abnormal use, abuse, negligence, environmental

- factors (such as wind-blown sand, salt spray unless the product is manufactured with coastal coating, or airborne emissions from industrial sources), extreme weather (such as hail, flooding, lightning, tornados, sandstorms, earthquakes, or wind storms), and acts of God.

THE FOREGOING LIMITED WARRANTY IS THE SOLE AND EXCLUSIVE WARRANTY FOR SELLER'S PRODUCTS, AND IS IN LIEU OF ALL OTHER WARRANTIES, EXPRESS OR IMPLIED, IN LAW OR IN FACT. SELLER SPECIFICALLY DISCLAIMS ALL OTHER WARRANTIES, EXPRESS OR IMPLIED, INCLUDING, WITHOUT LIMITATION, ALL IMPLIED WARRANTIES OF MERCHANTABILITY AND FITNESS FOR A PARTICULAR USE OR PURPOSE, AND ANY IMPLIED WARRANTIES ARISING OUT OF COURSE OF DEALING OR PERFORMANCE OR TRADE USAGE. SELLER SHALL NOT BE LIABLE FOR ANY INCIDENTAL, CONSEQUENTIAL, EXEMPLARY, SPECIAL, OR PUNITIVE DAMAGES, OR ANY LOSS OF REVENUE, PROFIT OR USE, ARISING OUT OF A BREACH OF THIS WARRANTY OR IN CONNECTION WITH THE SALE, INSTALLATION, MAINTENANCE, USE, OPERATION OR REPAIR OF ANY PRODUCT. IN NO EVENT WILL SELLER BE LIABLE FOR ANY AMOUNT GREATER THAN THE PURCHASE PRICE OF A DEFECTIVE PRODUCT.

ADDITIONAL ORDER POLICIES

Prices: Published prices are subject to change without notice. All orders are subject to approval by PPLT. All prices are in U.S. dollars. Product prices are FOB Monett, Missouri and do not include freight – freight charges will be added to product prices. Lease purchasing options are available through the Lease Program.

Invoice Terms: Will be as noted on the invoice. Finance charge of 1 ½ percent per month may be incurred.

Sales Tax: Will be added to the invoice except when a valid tax exempt certificate is furnished. Sales tax percentages are based on delivery destination.

Freight Charges: Products are shipped FOB Monett, MO, Pre-Pay and Add. For orders from Municipalities, Government Agencies, School Systems, and Businesses (listed favorably with Dunn & Bradstreet), freight will be prepaid and added to the invoice in accordance with PPLT's standard freight rate chart. For orders that are to be prepaid, please contact our Sales Department for a firm freight quote before sending your prepaid order.

Weights: Shown as approximate and include packing materials.

Delivery Terms: Within the United States, FOB Monett, MO. For Exports (overseas shipments), typically shipments are EXW (Ex Works Factory) Monett, MO, USA. Consult the PPLT Sales Department for special terms and desired arrangements. Ocean and air freight options are available.

Loss or Damage in Transit: A signed bill of lading is our receipt from a carrier that our shipment to you was complete and in good condition. Before you sign, please check this bill of lading carefully when the shipment reaches you to make sure there are no damages or shortages. Once the shipment leaves our plant, we are no longer responsible for any damage, loss, or shortage. All claims for loss or damage to product should be reported immediately to our Customer Service Department. All claims for product damage and shortage via common carrier must be promptly made by consignee (customer) direct to PPLT's Customer Service Department. When reporting damage, be sure to hold all

containers and packing materials for inspection (claims should be filed within 15 days of receipt of shipment).

Cancellations and Returns: Cancellations will be accepted upon written notification at our offices. Returns will be accepted only when freight charges are prepaid, insured, and we have expressly authorized the return. Please provide invoice number, invoice date, and reason for your return. Parts not included are custom parts, as well as used or damaged parts. There will be a restocking fee for all returned orders and on canceled orders.

Specifications and Product Appearance: PPLT has a policy of continuous product improvement and reserves the right to discontinue or change specifications or product appearance without written notice.

Freight Carrier Information: All freight is shipped unassembled via UPS (if able) or common carrier. On all common carrier shipments, the customer is responsible for unloading. Inside delivery is available for an additional charge.

COMMITMENT TO SAFETY

Nothing is more important than a safe, positive environment for children to play. Our commitment to providing this positive environment starts with meeting and/or exceeding compliance with the performance safety specifications established by organizations such as ASTM, CPSC, CSA, EN, and TÜV. Beyond compliance, we are an active participant in many of these standard writing bodies providing input into the standard development process. Our associates and representatives have the knowledge and experience to provide positive play designs that provide challenge and play value for all children.

COMMITMENT TO THE ENVIRONMENT

Protecting and preserving the environment for our children's future is a priority for everyone at PlayPower LT Farmington, Inc. We are committed to closing the recycling loop by using consumer recycled material wherever possible and ensuring nearly everything we make can be recycled. From steel and aluminum to rubber and plastic, almost everything we make uses some amount of recycled material. By installing a Little Tikes Commercial play structure we are all doing our part to ensure a better world for our children.

GUIDELINES AND STANDARDS

The Consumer Product Safety Commission (CPSC) created playground safety guidelines to help local communities, schools, day care centers, corporations, and other groups build safe playgrounds. The Handbook for Public Playground Safety includes safety guidelines for designing, constructing, operating, and maintaining public playgrounds. U.S. Consumer Product Safety Commission Washington, D.C. 20207 E-mail: info@cpsc.gov www.cpsc.gov

ASTM

The American Society for Testing and Materials (ASTM) is an independent world renowned developer of technical standards utilized in testing products. Standard Consumer Safety Performance Specifications for Playground Equipment for Public Use, F1487 & F2373 establishes nationally recognized safety standards for public playground equipment. American Society for Testing and Materials 100 Barr Harbor Drive West Conshohocken, PA 19428-2959 E-Mail: service@astm.org

ASTM-F1487 CAN/CSA-Z614 EN1176

KidBuilders®, SkyBuilders®, PlayBuilders®, MaxPlay® Systems, and Clever Climbers™ play equipment has been tested to be in conformance with safety requirements and standards set forth by ASTM F1487, CAN/CSA - Z614, and EN1176.

When installed according to our layout drawings and installation instructions, KidBuilders, SkyBuilders, PlayBuilders, MaxPlay Systems, and Clever Climber play systems meet guidelines and standards as defined in the US Consumer Product Safety Commission's Handbook for Public Playground Safety, ASTM F1487, and Canadian Standard CAN/CSA-Z614.

KidBuilders, PlayBuilders, MaxPlay Systems, Clever Climbers, and Spring Riders have been certified to the EN 1176 by TÜV Product Service GMBH.



PlayPower LT Farmington, Inc. is a member in good standing of IPEMA, the International Play Equipment Manufacturers Association. IPEMA is a member-driven international trade organization that represents and promotes an open market for manufacturers of play equipment.

In the interest of playground safety, the International Play Equipment Manufacturers Association (IPEMA) provides Third Party Certification Service whereby a designated independent laboratory, TÜV SÜD America Inc., (TÜV), validates an equipment manufacturer's certification of conformance to the ASTM F1487 Standard Consumer Safety Performance Specification for Playground Equipment Public Use, except sections 7.1.1, 10, 13.1.1, 13.2, and 13.3; to CAN/CSA Z614 Children's Playspaces and Equipment, except clauses 10 and 11; or both. A list of current validated products may be viewed at www.ipema.org.

In the interest of playground safety, the International Play Equipment Manufacturers Association (IPEMA) provides a Third Party Certification program whereby a designated independent laboratory, TÜV SÜD America Inc., (TÜV), validates a surfacing manufacturer's certification of conformance to ASTM F1292, Standard Specification for Impact Attenuation Under and Around Playground Equipment Performance Criterion, Section 4.2; ASTM F1292, Standard Specification for Impact Attenuation Under and Around Playground Equipment Performance Criterion (in its entirety); ASTM F3351, Standard Test Method for Impact Testing in Laboratory at Specified Test Height; and for an engineered wood fiber manufacturer its certification of conformance, also to ASTM F2075, Standard Specification for Engineered Wood Fiber for Use as a Playground Safety Surface Under and Around Playground Equipment; and for a Loose Fill Rubber manufacturer its certification of conformance, also to ASTM F3012, Standard Specification for Loose Fill Rubber for Use as a Playground Safety Surface under and around Playground Equipment. A list of current validated products, their thickness and critical height may be viewed at www.ipema.org.

Validation is an ongoing process as new products are certified and released. Please contact your local representative for an updated listing or visit our web site at www.LittleTikesCommercial.com.

Certifications

Why Little Tikes Commercial

CSA

Canadian Standard Association (CSA) is an independent organization whose mission is to provide an open and effective forum for activities facilitating the development of standards to meet national needs. The CSA Standard CAN/CSA-Z614, A Guideline on Children's Playspaces and Equipment was approved. Canadian Standard Association 5060 Spectrum Way Suite 100 Mississauga, Ontario, Canada L4W 5N6 1-800-463-6727 www.csa.ca

TÜV Product Service

TÜV Product Service is a world renowned leader in testing and certification activities. European Standard EN1176 is the most up-to-date combined European Standard for Commercial Playground Equipment. Use of the TÜV certification mark is evidence to the customer of product quality and compliance to stringent safety standards. TÜV SÜD America 10 Technology Drive Peabody, MA 01960 www.TUVamerica.com



PlayPower LT Farmington, Inc. is certified to ISO 9001:2015 & ISO 14001:2015



American Welding Society Certified D1.1

Canadian Welding Bureau Certified



NATURTEK®
Lightweight and durable Naturtek® material is easy to install and maintain, and looks and feels exactly like real trees, rocks, slumps, and logs. Naturtek is made from composite resin, doesn't absorb water, and is UV stable to prevent fading, staining, chipping, and breaking after extended exposure to the elements. Best of all, no touch-ups are necessary because the color in Naturtek is infused throughout the product.



Posts - Three-Step Finishing
High-tensile, cold-formed steel is fortified by a three-step finishing process to ensure durability, corrosion resistance, and color fastness.

- STEP 1: Zincrich™ internal coating on tubes, including weldments
- TUBING: High-tensile, cold formed steel tubing
- STEP 2: Flo-Coat™ pure zinc galvanizing on surface of tubes
- STEP 3: Polyester dry powder coating for vibrant color




Vinyl Deck Coating
All decks receive a vinyl coating that reduces heat transfer and holds up well against aging and corrosion.



Compound Resin
Compound resin gives rotomolded products superior impact strength, durability, color, and UV resistance.



Steel Clamps
Kid Builders® structures utilize a non-slip clamp design that is two times stronger than aluminum alloy clamps and features tamper-resistant hardware.



Direct Connect
Play Builders® structures feature the Direct Connect system that provides a unique dual-tempered fastener, adding strength and durability to the self-drilling tip and threads.

Here are a few of our funding options. For more information, contact your local Little Tikes Commercial representative.



NCL Government Finance Program
As the only Sourcewell-awarded vendor of government financing programs, National Cooperative Leasing (NCL) can ensure you get the highest quality playground equipment with the best tax-exempt municipal financing available. This exclusive opportunity is available to anyone within Sourcewell's cooperative membership. Ease budget concerns and amplify the power of cooperative purchasing with this competitively-bid financing opportunity.



Sourcewell
Little Tikes Commercial is proud to partner with Sourcewell, a national cooperative government partner that focuses on your success by giving you a less complicated way to purchase what you need. By handling the competitive bid process for you, Sourcewell enables you to satisfy local bid requirements quickly and effectively.



NASPO
Little Tikes Commercial is a proud member of NASPO ValuePoint; a national cooperative that facilitates public procurement solicitations and agreements through a lead-state model. With this program, public entities are able to enhance their purchasing power to receive the best quality products and services.



Marlin Leasing
Marlin Leasing can help you get the playground equipment you need while preserving capital. Founded in 1997, Marlin is a well-established, publicly traded company that leads the equipment financing industry. Leasing your playground requires less money up front and provides both credit and tax benefits. Whether you're interested in preserving your bank credit lines for payroll and unexpected costs, minimizing balance sheet liabilities, or taking the full depreciation of your new playground equipment in the first year, your local Little Tikes Commercial sales representative can walk you through your options.



3-D Rock Challenge.....	126
3.5” Arch Swing.....	176
360° Overhead Ladder.....	149
4 x 4 Climber.....	123
5” Arch Swing.....	176
6’ Freestanding Wave Slide.....	185
8’ Arch Bridge with Safety Rails.....	133
8’ Combo Overhead.....	149
90° Bridge.....	133
90° Crawl Tunnel.....	131
90° Extended Crawl Tunnel.....	131
90° Fun Wheels.....	148
Abacus Panel.....	139
Abacus Reach Panel.....	139
Accessible Bridge.....	133
Accessible Wheelchair Ramps.....	189
Accessories.....	151, 189
Accordion Climber.....	123
Activity Panels.....	136
Activity Panels with Inserts.....	136
Agility Pods.....	159
Alex’s Lemonade Stand.....	10, 136
Alphabet Panel.....	138
Animal Crawl Tunnel.....	131
Animal Panel.....	138
Arch Chain Climber.....	125
Arched Link (KB to NRG).....	159
ATV Spring Rider.....	183
Barn Theme.....	145
Beat Blocks.....	140
Belt Swing Seat.....	177
Benches.....	188
Bermuda Triangle.....	175
Black Bear Tunnel Climber.....	109
Blue Butterfly Climber.....	109
Boingo.....	140
Bongo Panel.....	139
Border Panel.....	142
Bowed Challenge Ladder.....	148
Braille Panel.....	136
Bridges.....	132
Bubble Mirror Panel.....	139
Bubble Panel.....	139
Bulldozer Spring Rider.....	183
Bumpy Climber.....	125
Bunny Climber.....	108
Burmese Bridge Climber.....	132
Butterfly.....	137
Calvin the Caterpillar.....	111
Cargo Bridge Climber.....	132
Castle Theme.....	146
Cat Walk.....	133
Center Deck Access.....	127
Chain Net Climber.....	125
Circle Challenge Ladder.....	149
Clatter Bridge with Guard Rails.....	133
Clever Climbers®.....	112
Cliff Climb.....	126
Clubhouses.....	106
Colored Kick Plates with Faces.....	151
Colossus Slide.....	129
Components.....	114
Concerto®.....	178
Coral Reef Climber.....	109
Cosmic Catwalk.....	132
Counter Panel.....	140
Crawl Panel.....	137
Crazy Curtain.....	120
Crazy Hoop-La® Bridge Climber.....	132
Crazy Straw Climber.....	124
Curly Climber.....	124
Curved Climbing Wall.....	120
Curved Slide.....	129
Cylinder Climber.....	124
Deck-to-Deck Incline Climber.....	126
Deck to Deck Steps.....	127
Dinosaur.....	111
Disco Party Panel - Deck Mount.....	135
Disco Party Reach Panel.....	135
Dog Agility Weave Poles.....	189
Dog Crawl Tunnel.....	189
Dog Fire Hydrant.....	189
Dog Pentagon Hurdle.....	189
Dog Steppers.....	189
Dog Triple Hoops.....	189
Door Panel.....	140
Double Crawl Tunnel.....	131
Double Entry Quantum II Slide.....	128
Double Ring Trek.....	149
Double Stacked Timber Climb.....	165
Double Wide Slide.....	129
Dragon Challenge.....	111
Dragonfly.....	137, 182
Drama Village.....	110
Dual Steering Panel.....	138
Elbow Slide.....	130
Elbow Tunnel Slide.....	130
Electronic Animal Panel.....	138
Fan Climber.....	124
Find-the-Dino Panel.....	140
Finger Maze Panel.....	138
Fire Escape Ladder.....	125
Fire Ring.....	189
Fire Truck Theme.....	144
Floating Balance Beam.....	110
Floating Pommel.....	161
Floating Stones.....	133
Four-Seat Teeter with Bubble Top...	183
Four-the-Win Insert.....	136
Four Tikes of Steel.....	174
Four Wheeler.....	173
Freestyler.....	182
Frog.....	111
Frog Climber.....	108
Frontier Theme.....	146
Fun Wheel.....	159, 160

Fun Wheels.....	148
Fun with Words Panel.....	138
Gallagher the Grasshopper.....	183
Game Table with Seats.....	110
Gator Climber.....	108
Gator Walk.....	111
Gear Panel.....	139, 145
Gelefish® Structures.....	80
Generation Swing Seat.....	177
Giants Causeway.....	175
Gibraltar Ascent.....	172
Gibraltar Peak.....	172
Gibraltar Summit.....	172
Gorilla Tunnel Climber.....	109
Grand Canyon.....	175
Grand Strand.....	167
Hammerhead Shark Climber.....	109
Hang Out Seats.....	140
Harry the Hippo.....	111
Hexagon Topper.....	154
Hillside Slide deck and rails.....	129
Hogs Back.....	175
Hoop-La®.....	173
Hoop-La® Bridge Climber.....	132
Hoop-La® Traverse.....	161
Hoop Alley.....	161, 175
Horse Spring Rider.....	183
Hub.....	160
Hula Loop.....	123
Hypar Net.....	167
Hypersonic Slide.....	129
Hypnotize Insert.....	136
Inchworm Climber.....	108
Incline Crawl Tunnel.....	131
Incline Rail.....	160
Inclusive Seat.....	177
Inclusive Structures.....	56
Independent Hypersonic Slide.....	185
Independent Quantum II Slide.....	185
Infinity® Climbers.....	122, 171
Inline Rail.....	160
Integrated Shade.....	154
Jack Hammer.....	182
Jungle Climber.....	127
Jungle Rock Climber.....	109
Jungle Rock Link.....	109
Kid Builders® Structures.....	70
Kid Builders® Themed.....	76
KidTimbers® Border Panels.....	189
Klondike.....	175
Ladder Panel.....	125
Ladybug Climber.....	108
Ladybug Hill Tunnel Climber.....	108
Lattice Panel.....	139
Leg Lift Loop.....	151
Living Art Panel.....	135
Log Roll.....	134
Log Step Climber.....	108

Lola the Snail.....	183
Loop Challenge.....	159
Loop Challenge Ladder.....	149
Loop Climber.....	124
Loop Rail.....	160
Lumberjack Hollow Tunnel Climber	108
Magellan Straights.....	175
Magical Music Insert.....	136
Mantis.....	181
Mariner Pyramid Play Shade.....	191
Math Panel.....	138
Matrix Bridge Climber.....	169
Matrix Web Single 2M.....	169
Matrix Web Single 4M.....	169
Matrix Web Twin Tower 6M.....	168
MaxPlay® Structures.....	98
MaxPlay® Swings.....	176
Maypole.....	181
Melody Maker Panel.....	140
Melody Maker Reach Panel.....	140
Mesh Roof with Barn Gable.....	145
Mirage Seat.....	177
Mirror Panel.....	139
Monkey Lean Out Panel.....	137
Moo Match Panel.....	138
Morphous Slide.....	129
Motion Play.....	134, 180
Mushroom Path Stepper.....	108
Nectar the Bee.....	183
NRG Builders® Components.....	158
NRG Builders® Climbers.....	175
NRG Double Web Crawler.....	175
NRG Floating Ladder.....	175
NRG Freestyle Components.....	160
NRG Freestyle Structures.....	86
NRG Freestyle Ring Trek.....	160
NRG Hammock.....	175
NRG Kinetics® Components.....	12, 156
NRG Kinetics® Structures.....	82
NU-Edge® Structures.....	44
NU-Edge® Arched Log Climber.....	118
NU-Edge® Climbers.....	116, 164
NU-Edge® Clubhouse.....	116
NU-Edge® Crawl Log.....	164
NU-Edge® Culvert Climber.....	116
NU-Edge® Culvert Climber Small.....	164
NU-Edge® Diamond Climb.....	117
NU-Edge® Double Wall Climber.....	116
NU-Edge® Fun Rock - Large.....	118, 164
NU-Edge® Fun Rock - Medium.....	118, 164
NU-Edge® Fun Rock - Small.....	164
NU-Edge® GSX.....	166
NU-Edge® GSX with KB Link.....	119
NU-Edge® Influx Climber.....	117
NU-Edge® Log Slice Climber.....	118
NU-Edge® Lumberjack Climber.....	117
NU-Edge® Plank Bridge Climber.....	118
NU-Edge® Plank Climb.....	117

NU-Edge® Recycled Panels.....	136
NU-Edge® Rock Challenge Wall.....	118
NU-Edge® Rope Scramble.....	116
NU-Edge® Stacked Timber Wall.....	118
NU-Edge® Trail Climber 48”.....	116
NU-Edge® Tree Climb with Panel.....	116
NU-Edge® Tree Stumps.....	118, 164
NU-Edge® Tri-Rock.....	118
NU-Edge® X Climber.....	117
Ocean Surge.....	158
Octopus Climber.....	120
One-Piece Play Builders® Slide.....	185
Overhead.....	150
Overhead Link (KB to NRG).....	159
Overheads.....	148
Parachute Panel.....	139
Pedal Pod Climber.....	123
Pedal Pod Loop.....	123
Pedal Twist.....	123
Perch Alley.....	159
Periscope Panel.....	140
Piano Panel.....	140
Picnic Tables.....	187
Picture Communication Panel.....	137
Play Builders® Structures.....	92
Play Shade.....	190
PlaySoleil®.....	21, 189
PlayStax®.....	66, 143
Play Structures.....	40
Play Table.....	110
Pogo Pod.....	182
Pommel Climber.....	123
Pretend Play.....	110
Pufferfish Tunnel Climber.....	109
Quantum II Slide.....	128, 158
Quantum II Spiral Slide.....	128
Raft Rider.....	182
Raft Swing.....	177
Rainbow Loops.....	173
Ramps.....	151
Receptacles.....	187
Revolution Inclusive Spinner.....	180
Ring Challenge Ladder.....	149
Ring Trek.....	150, 159
Rock Pile With Palm Trees.....	173
Rocky Rambler.....	126
Rock’N Ship Glider.....	180
Roller Slide.....	128
Roofs.....	152
Rope Climbers.....	166
Rope Tower.....	120
Ross Ice Shelf.....	175
Roundabout Overhead.....	150
Rung Ladder.....	125
Rung Overhead.....	159
Rustic Entry Panel.....	146
Safety Panel with Plastic Wheel.....	138
Sagging Climber.....	126
Sail Topper.....	154
Sand and Water Table.....	110
Scarlet the Ladybug.....	183
Scrambled Scales Panel.....	135
Scrambled Scales Reach Panel.....	135
Sculpture Play.....	108
Seat Panel.....	140
See-Saw Snake.....	181
Seven-Station Play Factory.....	140
Seven Stone Climber.....	125
Ship Theme.....	147
Side Step.....	161
Side Step Climber.....	123
Sign Language Panel.....	137
Silly Face Panel.....	135
Silo Climber.....	124
Silo Scramble.....	168
Silo Scramble with Enclosure.....	120
Simon Says Panel.....	135
Simon Says Reach Panel.....	135
Single Fun Wheel.....	148
SkyBuilders® Structures.....	88
Slalom Slide.....	128
Slides.....	128, 185
Sliding Pole.....	124
Smoke Stack.....	145
Snake Challenge Ladder.....	150
Snake Pole.....	124
Solo Pod.....	161
Solo Spinner.....	182
Spinfinity® Sitting.....	134
Spinfinity® Standing.....	134
Spin Rocker.....	182
Spiral Climber.....	123
Spiral Slide.....	130
Spiral Tunnel Slide.....	130
Spoke.....	160
Spring Riders.....	183
Stacked Timber Balance Beam.....	165
Stacked Timber Climb.....	165
Stacked Timber Wall.....	161
Stainless Steel Double Wide Slide.....	130
Stainless Steel Single Slide.....	130
Stainless Steel Spiral Slide.....	130
Stairs.....	127
Standard Swings.....	176
Stand ‘N Spin.....	182
Stax® Extension Bridge Climber	121, 132
Stax® Quad Climber 64” - KB.....	121
Stax® Solo Step - Freestanding.....	170
Stax® Solo Step - KB.....	121
Stax® Solo Step w/Handles.....	170
Stax® Solo Step w/Handles - PB.....	121
Stax® Summit Climber.....	170
Stax® Summit Climber - PB.....	121
Stax® Summit Tower.....	170
Stax®.....	170
Steel Abacus Panel.....	139


Steel Counter and Vallance.....	139
Steel Crawl Panel.....	137
Steel Crawl Tunnel.....	131
Steel Curved Climbing Wall.....	173
Steel Driving Panel.....	138
Steel Dual Seat Panel.....	140
Steel Laser Panels.....	137
Steel Seat Panel.....	140
Steering Wheel.....	151
Step Deck.....	127
Step Ladder.....	125
Stockade Panel.....	146
Stone Climber.....	125
Straight Challenge Ladder.....	148
Straight Crawl Tunnel.....	131
Straight Rope Climbing Wall.....	120
Straight Tunnel Slide.....	129
Street Scene.....	107
Surface Spinner.....	181
Sway Net.....	168
Swinging Monkeys Panel.....	138
Swings.....	176
Switchback Climber.....	124
Swoosh Roof.....	153
Taco Climb.....	158
Talk Tube.....	151
Tandem Net - Double.....	120
Tandem Net - Single.....	120
Team Swing.....	177
Team Totter.....	181
Telescope.....	151
Telescope Panel.....	138
Theater Panel.....	138
Themed Play.....	144
Therapeutic Rings.....	150
Tic-Tac-Toe Panel.....	138
Tikes Peak.....	174
Tikes Peak Climber.....	127
Tilted Rock Challenge.....	126
Time Warp Bridge Climber.....	132
Tire Climbers.....	173
Tire Swing.....	177
Toddler Slide.....	130
Together Glider.....	180
Tot Builders®.....	14, 102
Tot Builders® Barnyard.....	16, 102
Tot Builders® Calvins Apple.....	15, 103
Tot Builders® Chatterry.....	105
Tot Builders® Community Helpers....	104
Tot Builders® Friendly Fence.....	14, 103
Tot Builders® Garden Crawl Tunnel..	105
Tot Builders® Garden Sensory Wall.....	105
Tot Builders® Market Stand.....	17, 102
Tot Builders® Nutty the Squirrel.....	15, 103
Tot Builders® Perch Perfect.....	17, 103
Tot Builders® Playhouse.....	104
Tot Builders® Silly Tree.....	105
Tot Builders® Traffic Light.....	105
Tot Builders® Truck.....	105
Tot Swing Seat.....	177
Tot Tree.....	113
Track Ride.....	134
Train Theme.....	145
Transfer Station.....	127
Transfer Station with hand loops.....	127
Trapeze Challenge Ladder.....	150
Tree Log Climber.....	108
Tri-Bridge.....	133
Triceratops.....	111
Triple Entry Quantum II Slide.....	128
Triple Hoop.....	110
Tropical Theme.....	147
Truss Overhead Ladder.....	150
Tucson Turtle Climber.....	109
Tunnels.....	131
Turning/Chinning Bar.....	151
Umbrella Topper.....	154
Unlimited Play®.....	6, 179
Unlimited Play® Panels.....	135
Unlimited Play® Quiet Grove.....	179
Unlimited Play® Rail-Rider.....	179
Unlimited Play® Sensory Barriers.....	20
Unlimited Play® Turnabout Spinner.....	179
Vehicle Reach Panel.....	139
Versa-Climb.....	161
Versa Climb® 5-Section.....	172
Vertical Chain Net Climber.....	174
Vertical Net.....	160
Vertical Pedal Pod Climber.....	123
Very Buried Insert.....	136
Village Themed.....	142
Wave Slide.....	130
Wavy Challenge Ladder.....	150
Wavy Rung Climber.....	124
Weather Station®.....	141
Welcome Sign.....	189
Whale Climber.....	109
Whale Spring Rider.....	183
Whale Tail Climber.....	109
Wide Accessible Ramps.....	151
Window Panel.....	139
Wire Mesh Entry Panel.....	142
Wire Mesh Offset Enclosure.....	142
Wire Mesh Panel.....	142
Wishbone Climber.....	126
Wobble Sphere.....	182
Worm Climber.....	174
ZoomTwist.....	184
“C” Challenge Ladder.....	148
“S” Bridge.....	133
“S” Challenge Ladder.....	148
“S” Crawl Tunnel.....	131
“Z” Challenge Ladder.....	148

Color

Why Little Tikes Commercial

Plastic Colors

Produced with a compound resin, UV stabilizers, and anti-static guard for superior color fastness, strength, and durability.



Compression Molded Plastic Color Combinations




Belt Swing Seat Colors



Vinyl Coating Colors

Available coating colors for decks, steps, ramps, and bridges are shown below. Some colors are not available on certain structures—see your representative for details.



Color


Why Little Tikes Commercial

Post and Accent Colors

Achieved with a multi-layer paint application process that combats rust/corrosion and ensures a long-lasting finish.




Shade Fabric Colors



Shade Fire Retardant Fabric Colors

Rated the best fire retardant shade fabrics in the industry and they tolerate exposure to harsh and extreme outdoor elements. These fabrics also conform to and exceed California's State Fire Marshall Flame - RETARDENCY Test and the NFPA701 Standard Methods of Fire tests for Flame Propagation.



Colors are subject to change without notice. The color swatches are for reference only, and are an approximation that do not reflect the properties of physical materials, and can vary when printed. For more information on color samples and the most up-to-date specifications consult your local representative. Little Tikes Commercial uses high quality materials and state of the art manufacturing processes. Commercial playgrounds and products are subjected to years of environmental and solar exposure. Such extreme exposure takes its toll on paints and pigments, and all colors will fade over time. Little Tikes Commercial does not warrant against color fading or discoloration. It is important to properly maintain your playground to ensure its longevity. Depending on environmental conditions at your location, the installation of fabric shade structures may help to delay fading and discoloration.

Reds and Yellows and Blues—Oh My!

From the brightest of blues to the hottest of reds, Little Tikes Commercial's color palettes help you achieve the intended narrative for your project. Maybe you're looking to design a jungle-themed playground with sunlit greens and blossoming pinks, or maybe you're aiming even higher, searching for sky-rocketing silvers and extraterrestrial purples. Color choice can make the difference between an aquatic adventure and a trek across the Sahara. It also can set the tone, establishing either an active adventure space or a soothing quiet zone. Color impacts the playground in as many ways as there are shades—luckily, we have the tools to help you find the best choices for your play space.



Tropical Yellow
Teal
Lime

Sunny Days

To choose your palette, pick a color for the main structure, and then post and accent colors to complement your main choice.

Differentiating the details by choosing specific shades, vinyl, ropes, and even belt swings can also help your play space look and feel more cohesive. Contact your representative to learn more about how your choices of color and material can make an impact.



Yellow
Lavender
Lime
Tropical Yellow

Mardi Gras



Cobalt
Light Gray
Sky
Chartreuse

Cool Blue



Cobalt
Sand
Orange
Cyan

Midnight



Brownstone
Dark Brown

Chocolate



Gray
Black
Red
Light Gray

Ladybug



Dark Brown
Forest Green
Chartreuse

Deep Woods



Orange
Tropical Yellow
Red
Light Gray

Marmalade



Forest Green
Brown
Brownstone
Lime

Forest



Plum
Teal
Chartreuse
Forest Green

Grapevine



Yellow
Azure
Red

Primary 2.0



Chartreuse
Dark Brown
Green

Evergreen



Lime
Tropical Yellow
Yellow

Parakeet



Gray
Light Gray
Red
Blue

Star-Spangled



Brown
Sand
Metallic Gray
Gray

Meteor



Lime
Brown
Green
Beige

Treehouse



Chartreuse
Beige
Orange

Neon



Lavender
Sand
Blue
Plum

Sultan



Teal
Red
Metallic Gray
Gray

Fantasia



Brownstone
Brown
Dark Brown
Yellow

Wild West



Plum
Brown

Sugarplum



Burgundy
Metallic Gray
Teal
Silver

Cranberry




Sky
Orange
Light Gray

Daydream



Cobalt
Sand
Gray
Blue

Tides



Dark Brown
Sand
Orange

Arcade



Cyan
Teal
Cobalt

Waves



878 E. Highway 60
Monett, Missouri, USA 65708
800.325.8828
Fax: 417.354.2273
LittleTikesCommercial.com



www.littletikes.com



© The Little Tikes Company, an MGA Entertainment company. LITTLE TIKES® is a trademark of Little Tikes in the U.S. and other countries. All logos, names, characters, likenesses, images, slogans, and packaging appearance incorporating or displaying the LITTLE TIKES® trademark are property of Little Tikes. Used under license by PlayPower, Inc. PlayPower LT Farmington, Inc. is a PlayPower, Inc. company. • ©2023 PlayPower, Inc. All rights reserved.



To learn more about our partnership with Unlimited Play,
visit LittleTikesCommercial.com/Unlimited-Play